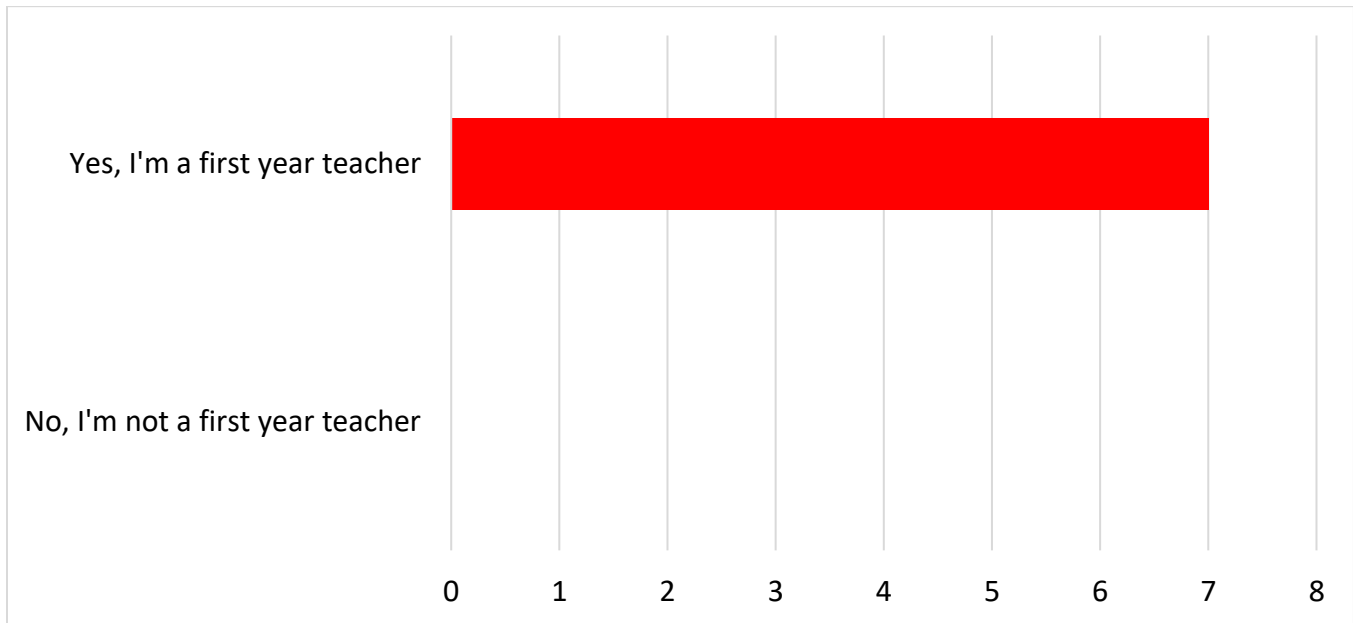


Northwestern Oklahoma State University FYT Report 2022

OEQA First Year Teacher Survey 2022

June 21st 2022, 11:08 am CDT

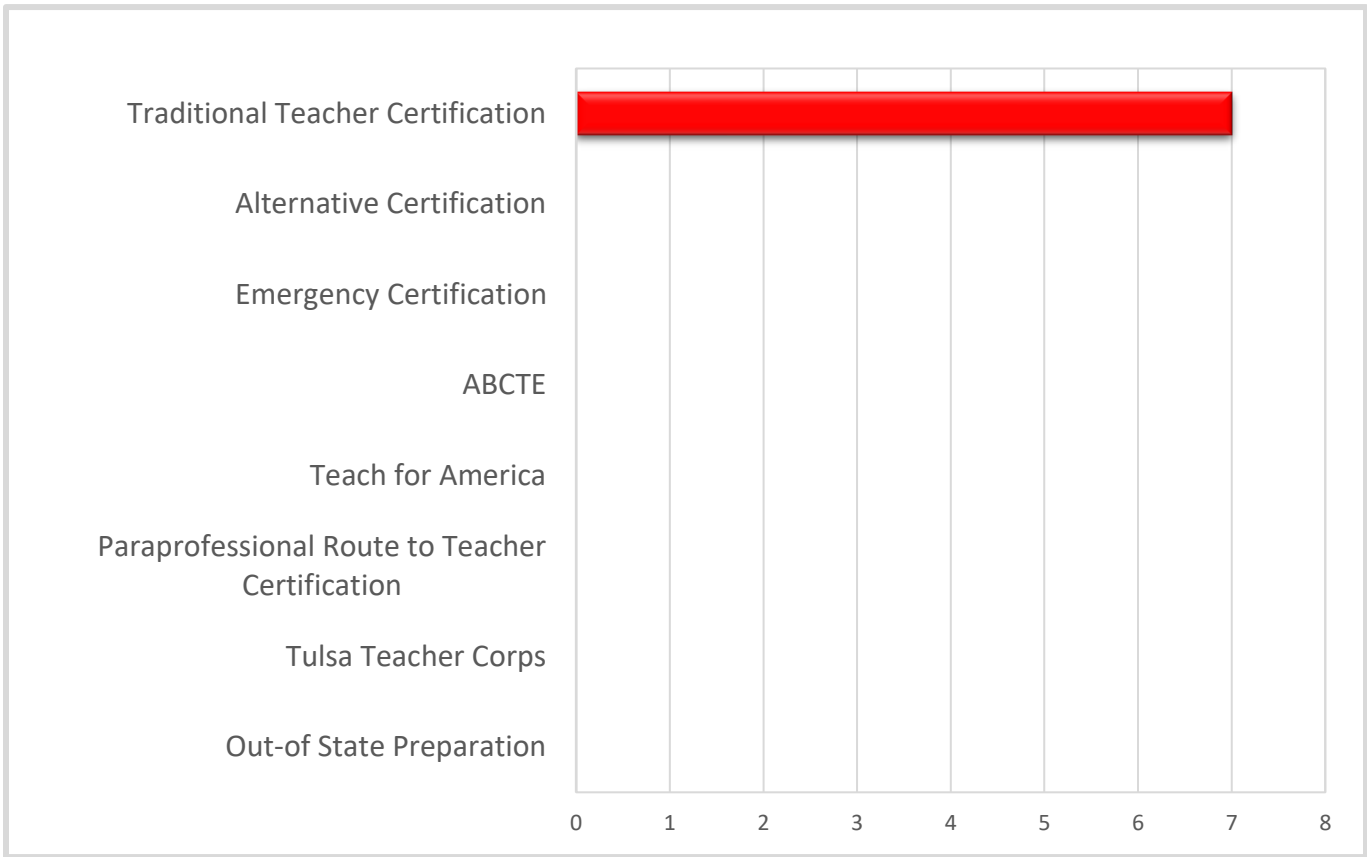
Q2 - Are you a first-year teacher?



#	Field	Minimum	Maximum	Mean	Std Deviation	Variance	Count
1	Are you a first-year teacher?	1.00	1.00	1.00	0.00	0.00	7

#	Answer	%	Count
1	Yes, I'm a first-year teacher	100.00%	7
2	No, I'm not a first-year teacher	0.00%	0
	Total	100%	7

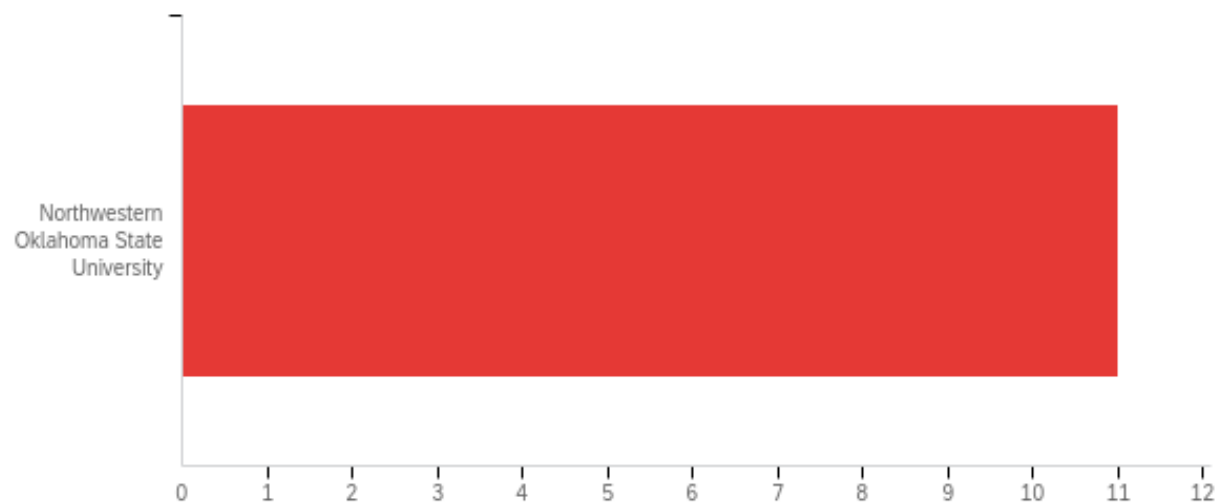
Q3 - Through which route did you receive your teaching license?



#	Field	Minimum	Maximum	Mean	Std Deviation	Variance	Count
1	Through which route did you receive your teaching license?	1.00	1.00	1.00	0.00	0.00	7

#	Answer	%	Count
1	Traditional Teacher Certification	100%	7
2	Alternative Certification	0.00%	0
3	Emergency Certification	0.00%	0
4	ABCTE	0.00%	0
5	Teach for America	0.00%	0
6	Paraprofessional Route to Teacher Certification	0.00%	0
7	Tulsa Teacher Corps	0.00%	0
8	Out-of-State Preparation	0.00%	0
	Total	100%	7

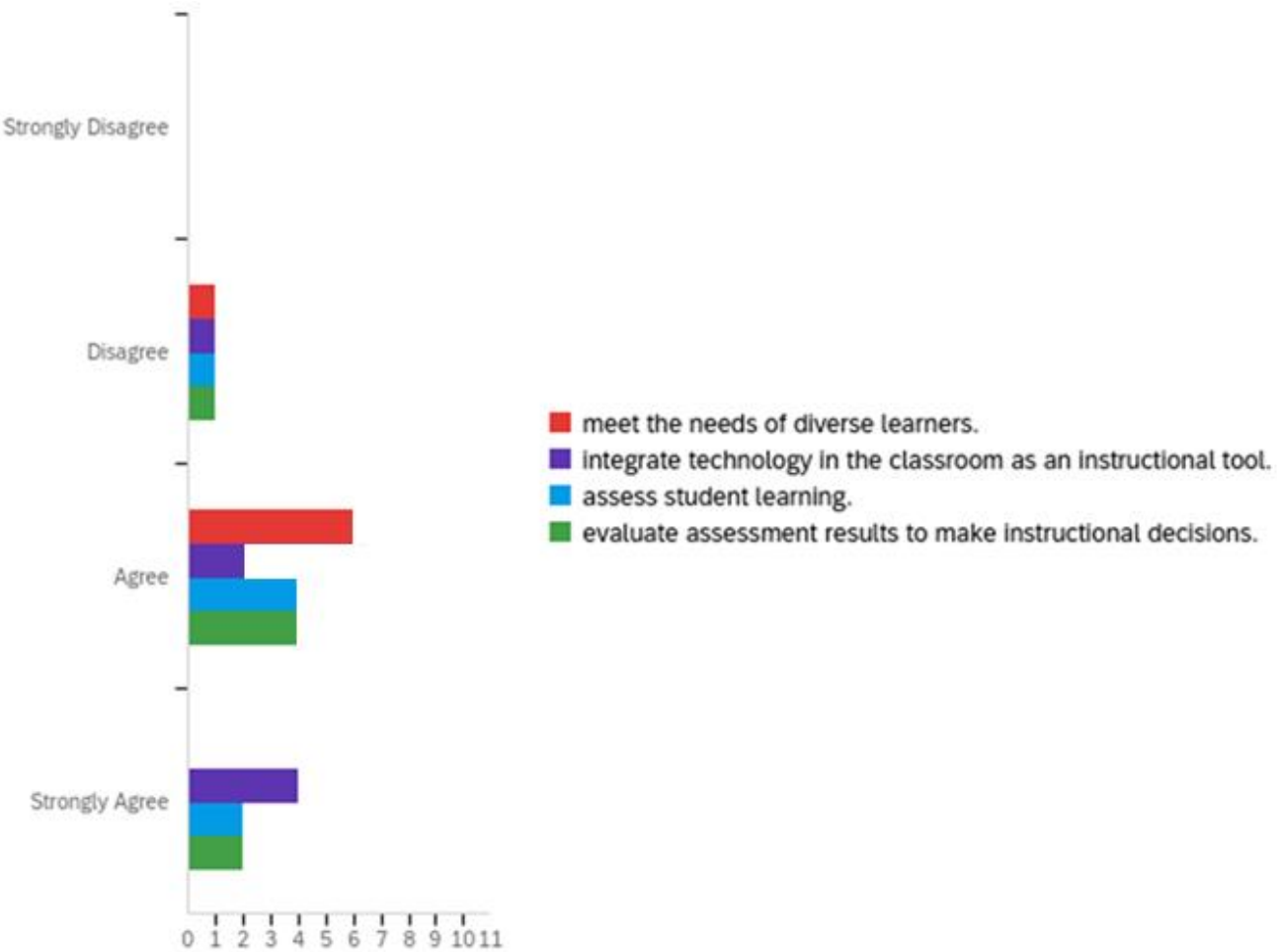
Q4 - From which of the following institutions did you receive recommendation for teacher certification? If you hold an alternative or emergency certificate, please select Oklahoma State Department of Education.



#	Field	Minimum	Maximum	Mean	Std Deviation	Variance	Count
1	From which of the following institutions did you receive recommendation for teacher certification? If you hold an alternative or emergency certificate, please select Oklahoma State Department of Education.	7.00	7.00	7.00	0.00	0.00	7

#	Answer	%	Count
12	Northwestern Oklahoma State University	100.00%	7
	Total	100%	7

Q4c - The NWOSU teacher preparation program prepared me to:

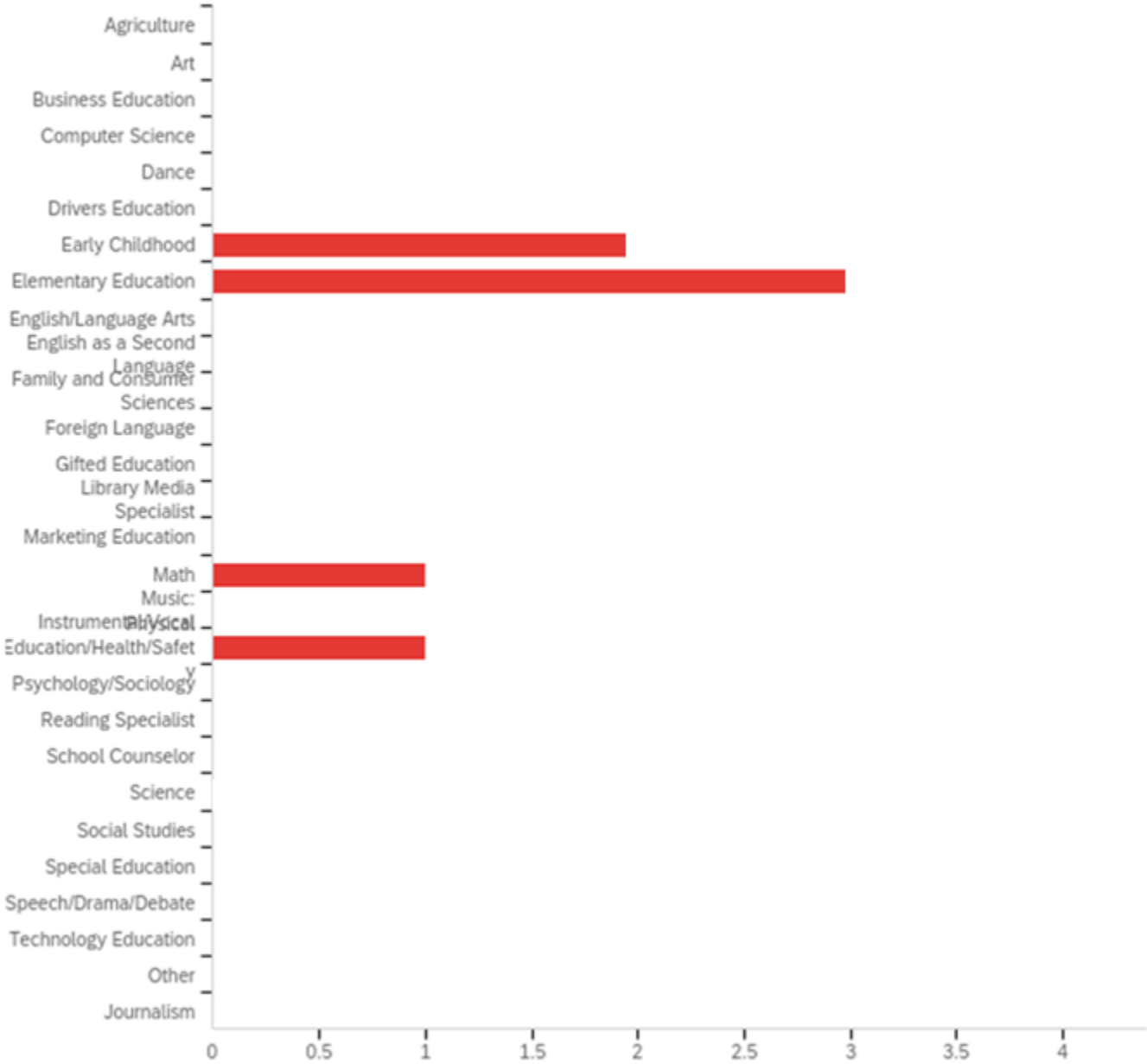


#	Field	Minimum	Maximum	Mean	Std Deviation	Variance	Count
1	meet the needs of diverse learners.	2.00	3.00	2.86	0.38	0.12	7
2	integrate technology in the classroom as an instructional tool.	2.00	4.00	3.43	0.79	0.53	7
3	assess student learning.	2.00	4.00	3.14	0.6	0.41	7
4	evaluate assessment results to make instructional decisions.	2.00	4.00	3.14	0.69	0.41	7

#	Question	Strongly Disagree	Disagree	Agree	Strongly Agree	Total
1	meet the needs of diverse learners.	0.00% 0	14.29% 1	85.71% 6	0.00% 0	7
2	integrate technology in the classroom as an instructional tool.	0.00% 0	14.29% 1	28.57% 2	57.14% 4	7
3	assess student learning.	0.00% 0	14.29% 1	57.14% 4	28.57% 2	7

4	evaluate assessment results to make instructional decisions.	0.00%	0	14.29%	1	57.14%	4	28.57%	2	7
---	--	-------	---	--------	---	--------	---	--------	---	---

Q6 - In what area did you receive your degree?

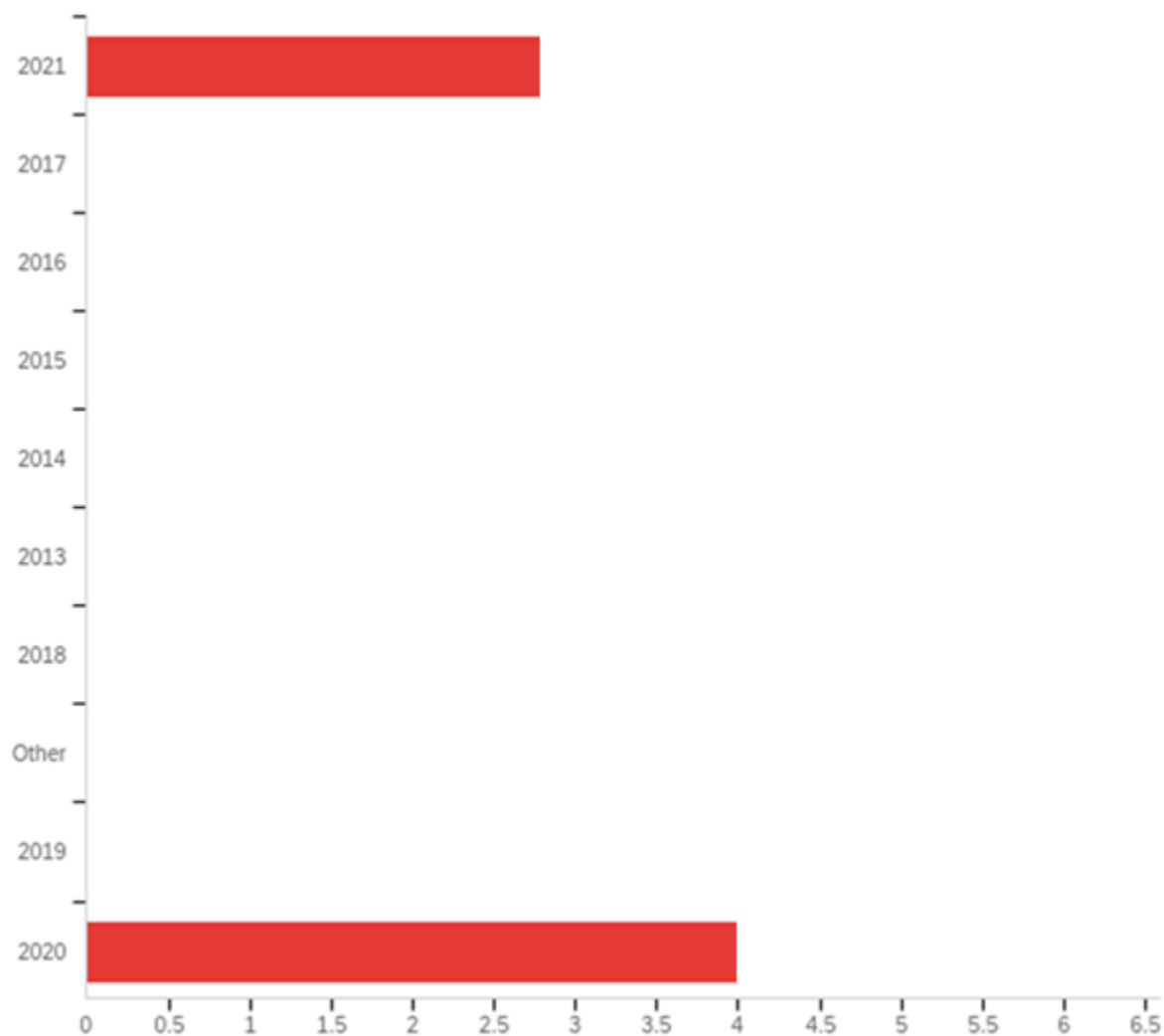


#	Answer	%	Count
1	Agriculture	0.00%	0
2	Art	0.00%	0
3	Business Education	0.00%	0
4	Computer Science	0.00%	0
5	Dance	0.00%	0

6	Drivers Education	0.00%	0
7	Early Childhood	28.57%	2
8	Elementary Education	42.86%	3
9	English/Language Arts	0.00%	0
10	English as a Second Language	0.00%	0
11	Family and Consumer Sciences	0.00%	0
12	Foreign Language	0.00%	0
13	Gifted Education	0.00%	0
14	Library Media Specialist	0.00%	0
15	Marketing Education	0.00%	0
16	Math	14.29%	1
17	Music: Instrumental/Vocal	0.00%	0
18	Physical Education/Health/Safety	14.29%	1
19	Psychology/Sociology	0.00%	0
20	Reading Specialist	0.00%	0
21	School Counselor	0.00%	0
22	Science	9.09%	0
23	Social Studies	0.00%	0
24	Special Education	0.00%	0
25	Speech/Drama/Debate	0.00%	0
26	Technology Education	0.00%	0
27	Other	0.00%	0
28	Journalism	0.00%	0
	Total	100%	7

Q6_27_TEXT - Other
Other - Text

Q7 - In what year did you receive your degree?



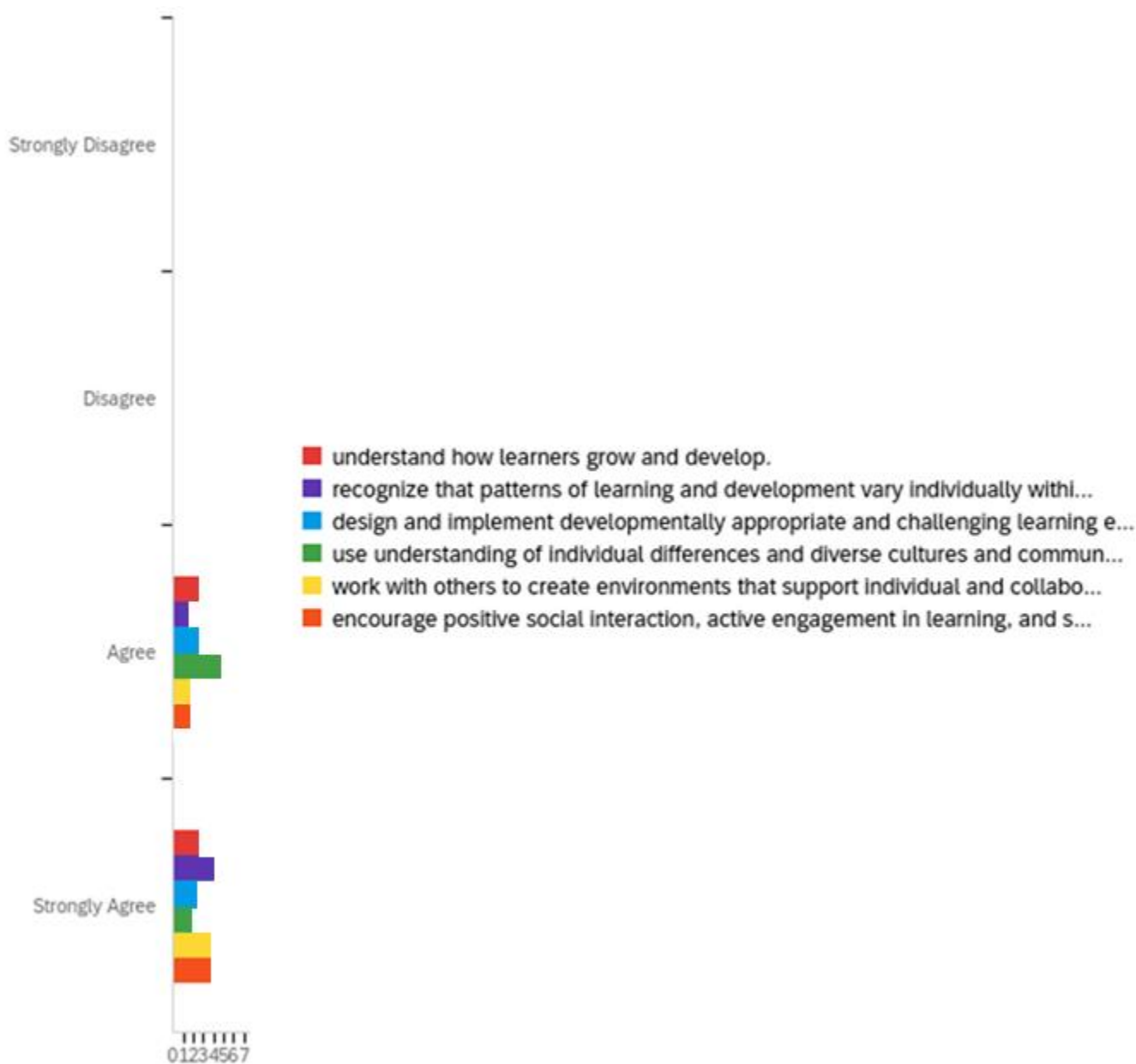
#	Field	Minimum	Maximum	Mean	Std Deviation	Variance	Count
1	In what year did you receive your degree? - Selected Choice	1.00	10.00	6.14	4.81	19.83	7

#	Answer	%	Count
1	2021	42.86%	3
2	2017	0.00%	0
3	2016	0.00%	0
4	2015	0.00%	0

5	2014	0.00%	0
6	2013	0.00%	0
7	2018	0.00%	0
8	Other	0.00%	0
9	2019	0.00%	0
10	2020	57.14%	4
	Total	100%	7

Q7_8_TEXT - Other
Other - Text

Q8 - The Learner and Learning- Please rate the extent to which you agree with each statement below. My preparation program/route to certification prepared me to:

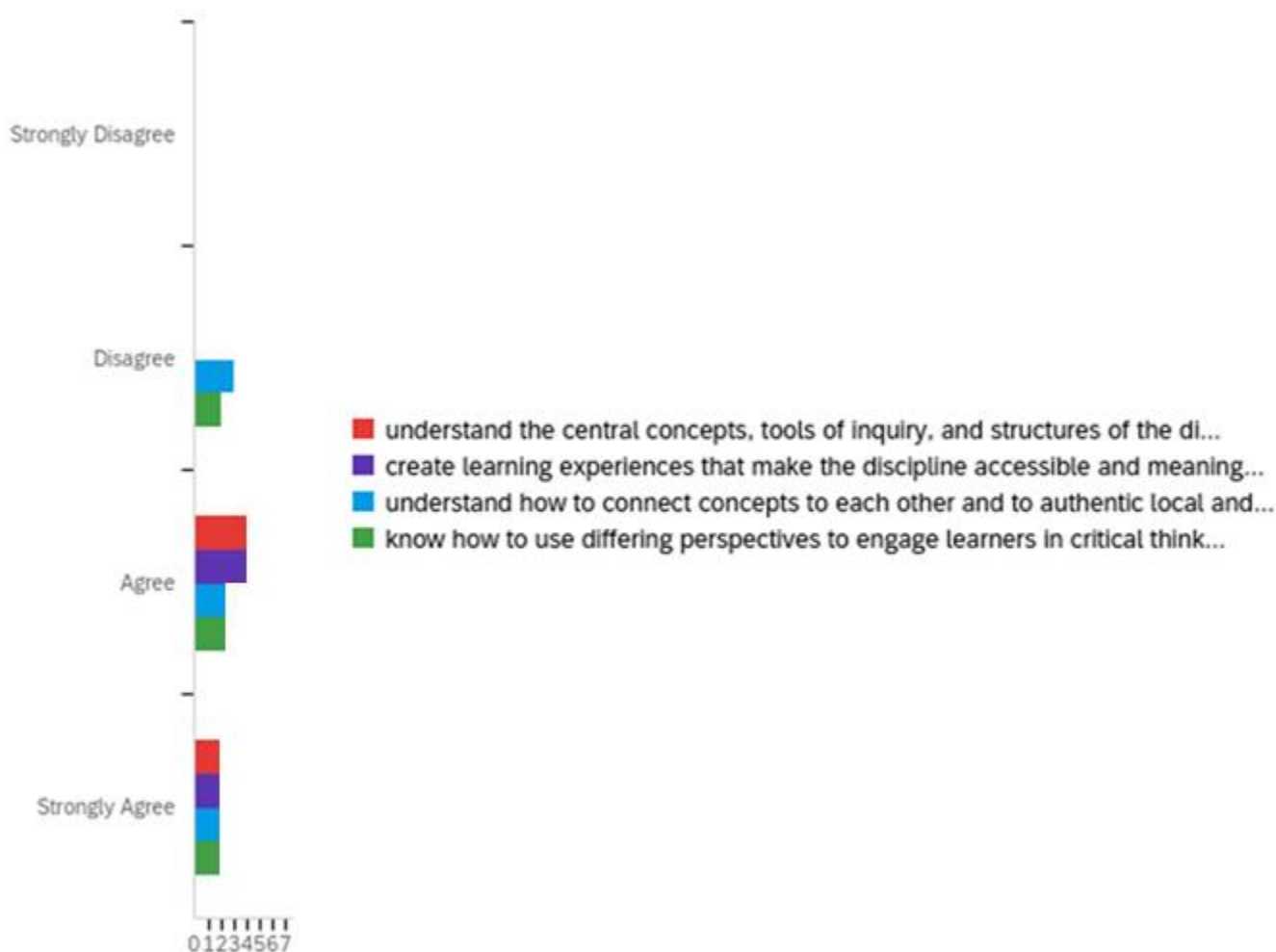


#	Field	Minimum	Maximum	Mean	Std Deviation	Variance	Count
1	understand how learners grow and develop.	3.00	4.00	3.50	0.55	0.25	6
2	recognize that patterns of learning and development vary individually within and across the cognitive, linguistic, social, emotional, and physical areas.	3.00	4.00	3.67	0.52	0.22	6

3	design and implement developmentally appropriate and challenging learning experiences.	3.00	4.00	3.50	0.55	0.25	6
4	use understanding of individual differences and diverse cultures and communities to ensure inclusive learning environments that enable each learner to meet high standards.	3.00	4.00	3.33	0.52	0.22	6
5	work with others to create environments that support individual and collaborative learning.	3.00	4.00	3.67	0.52	0.22	6
6	encourage positive social interaction, active engagement in learning, and self-motivation.	3.00	4.00	3.67	0.52	0.22	6

#	Question	Strongly Disagree		Disagree		Agree		Strongly Agree		Total
1	understand how learners grow and develop.	0.00%	0	0.00%	0	50.00%	3	50.00%	3	6
2	recognize that patterns of learning and development vary individually within and across the cognitive, linguistic, social, emotional, and physical areas.	0.00%	0	0.00%	0	33.33%	2	66.67%	4	6
3	design and implement developmentally appropriate and challenging learning experiences.	0.00%	0	0.00%	0	50.00%	3	50.00%	3	6
4	use understanding of individual differences and diverse cultures and communities to ensure inclusive learning environments that enable each learner to meet high standards.	0.00%	0	0.00%	0	66.67%	4	33.33%	2	6
5	work with others to create environments that support individual and collaborative learning.	0.00%	0	0.00%	0	33.33%	2	66.67%	4	6
6	encourage positive social interaction, active engagement in learning, and self-motivation.	0.00%	0	0.00%	0	33.33%	2	66.67%	4	6

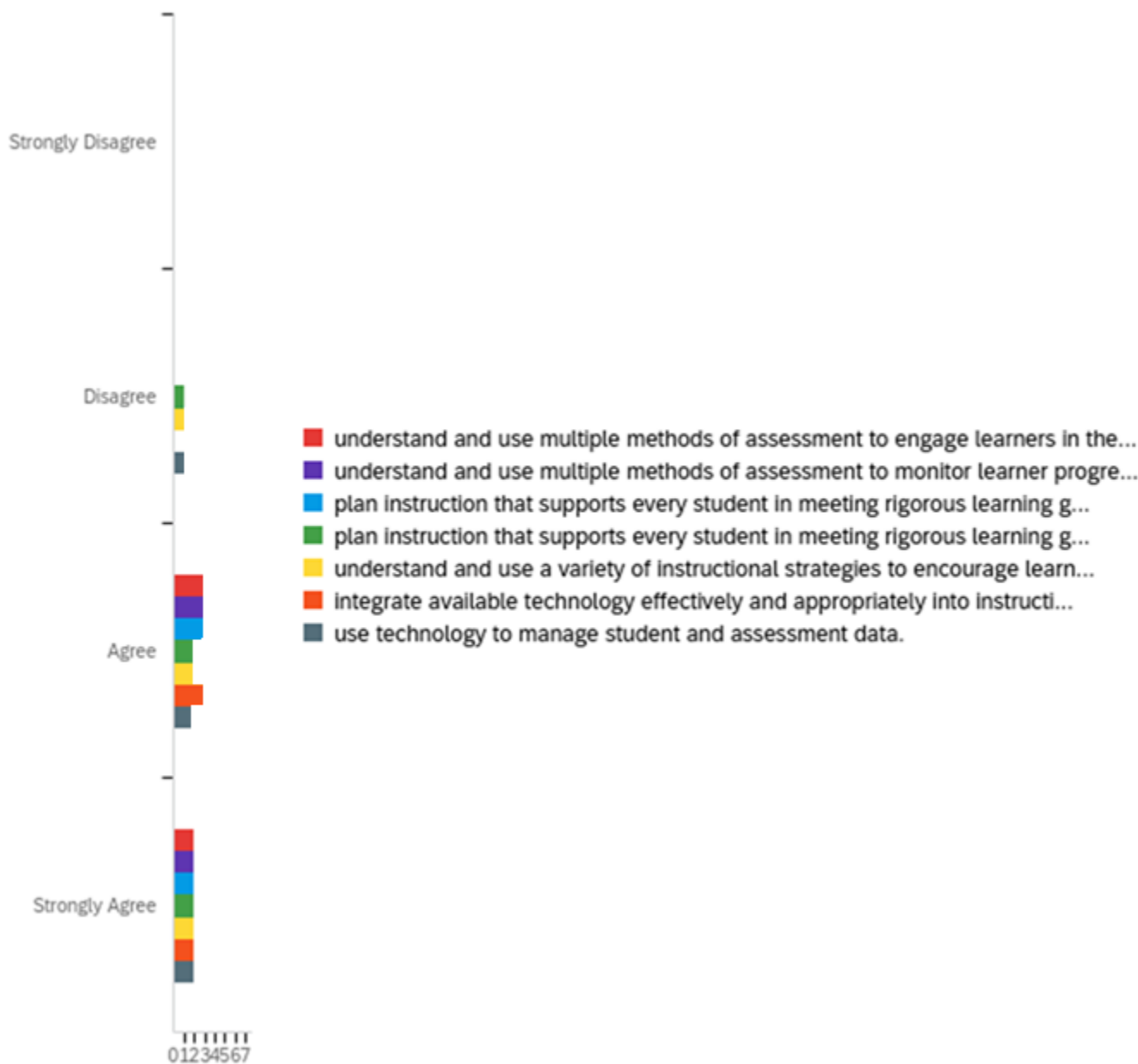
Q9 - Content Please rate the extent to which you agree with each statement below.
My preparation program/route to certification prepared me to:



#	Field	Minimum	Maximum	Mean	Std Deviation	Variance	Count
1	understand the central concepts, tools of inquiry, and structures of the discipline(s) I teach.	3.00	4.00	3.33	0.52	0.22	6
2	create learning experiences that make the discipline accessible and meaningful for learners to assure mastery of the content.	3.00	4.00	3.33	0.52	0.22	6
3	understand how to connect concepts to each other and to authentic local and global issues.	2.00	4.00	3.00	0.89	0.67	6
4	know how to use differing perspectives to engage learners in critical thinking, creativity, and collaborative problem solving.	2.00	4.00	3.00	0.89	0.67	6

#	Question	Strongly Disagree		Disagree		Agree		Strongly Agree		Total
1	understand the central concepts, tools of inquiry, and structures of the discipline(s) I teach.	0.00%	0	0.00%	0	66.67%	4	33.33%	2	6
2	create learning experiences that make the discipline accessible and meaningful for learners to assure mastery of the content.	0.00%	0	0.00%	0	66.67%	4	33.33%	2	6
3	understand how to connect concepts to each other and to authentic local and global issues.	0.00%	0	33.33%	2	33.33%	2	33.33%	2	6
4	know how to use differing perspectives to engage learners in critical thinking, creativity, and collaborative problem solving.	0.00%	0	33.33%	2	33.33%	2	33.33%	2	6

Q10 - Instructional Practice Please rate the extent to which you agree with each statement below. My preparation program/route to certification prepared me to:

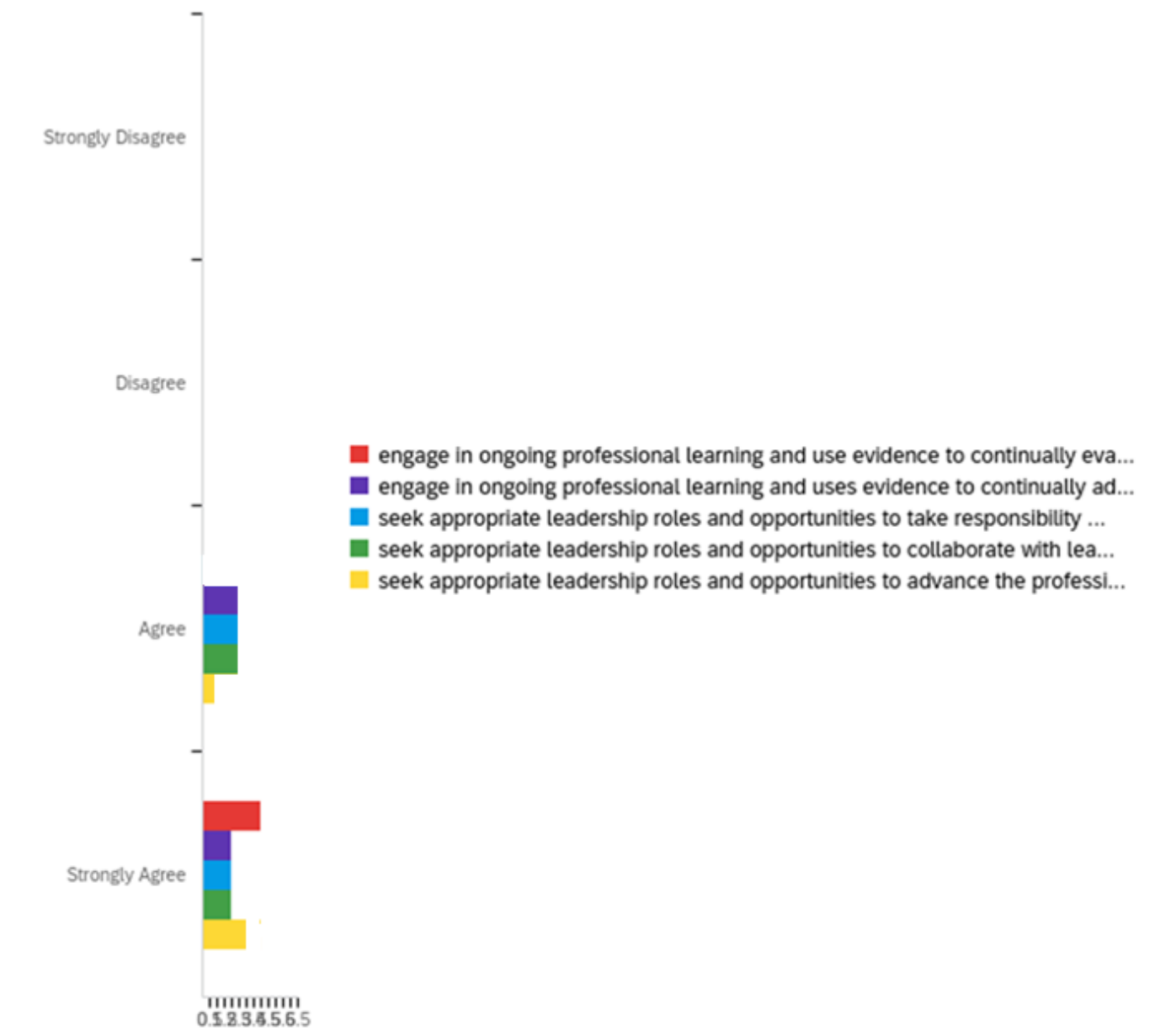


#	Field	Minimum	Maximum	Mean	Std Deviation	Variance	Count
1	understand and use multiple methods of assessment to engage learners in their own growth and guide learners' decision making.	3.00	4.00	3.40	0.55	0.24	5
2	understand and use multiple methods of assessment to monitor learner progress and to guide my decision making.	3.00	4.00	3.40	0.55	0.24	5
3	plan instruction that supports every student in meeting rigorous learning goals by	3.00	4.00	3.40	0.55	0.24	5

	drawing upon knowledge of content areas, curriculum, cross-disciplinary skills, and pedagogy.						
4	plan instruction that supports every student in meeting rigorous learning goals by drawing upon knowledge of learners and the community context.	2.00	4.00	3.20	0.84	0.56	5
5	understand and use a variety of instructional strategies to encourage learners to develop deep understanding of content areas and their connections, and to build skills to apply knowledge in meaningful ways.	2.00	4.00	3.20	0.84	0.56	5
6	integrate available technology effectively and appropriately into instruction.	3.00	4.00	3.40	0.55	0.24	5
7	use technology to manage student and assessment data.	2.00	4.00	3.20	0.84	0.56	5

#	Question	Strongly Disagree		Disagree		Agree		Strongly Agree		Total
1	understand and use multiple methods of assessment to engage learners in their own growth and guide learners' decision making.	0.00%	0	0.00%	0	60.00%	3	40.00%	2	5
2	understand and use multiple methods of assessment to monitor learner progress and to guide my decision making.	0.00%	0	0.00%	0	60.00%	3	40.00%	2	5
3	plan instruction that supports every student in meeting rigorous learning goals by drawing upon knowledge of content areas, curriculum, cross-disciplinary skills, and pedagogy.	0.00%	0	0.00%	0	60.00%	3	40.00%	2	5
4	plan instruction that supports every student in meeting rigorous learning goals by drawing upon knowledge of learners and the community context.	0.00%	0	20.00%	1	40.00%	2	40.00%	2	5
5	understand and use a variety of instructional strategies to encourage learners to develop deep understanding of content areas and their connections, and to build skills to apply knowledge in meaningful ways.	0.00%	0	20.00%	1	40.00%	2	40.00%	2	5
6	integrate available technology effectively and appropriately into instruction.	0.00%	0	0.00%	0	60.00%	3	40.00%	2	5
7	use technology to manage student and assessment data.	0.00%	0	20.00%	1	40.00%	2	40.00%	2	5

Q11 - Professional Responsibility Please rate the extent to which you agree with each statement below. My preparation program/route to certification prepared me to:

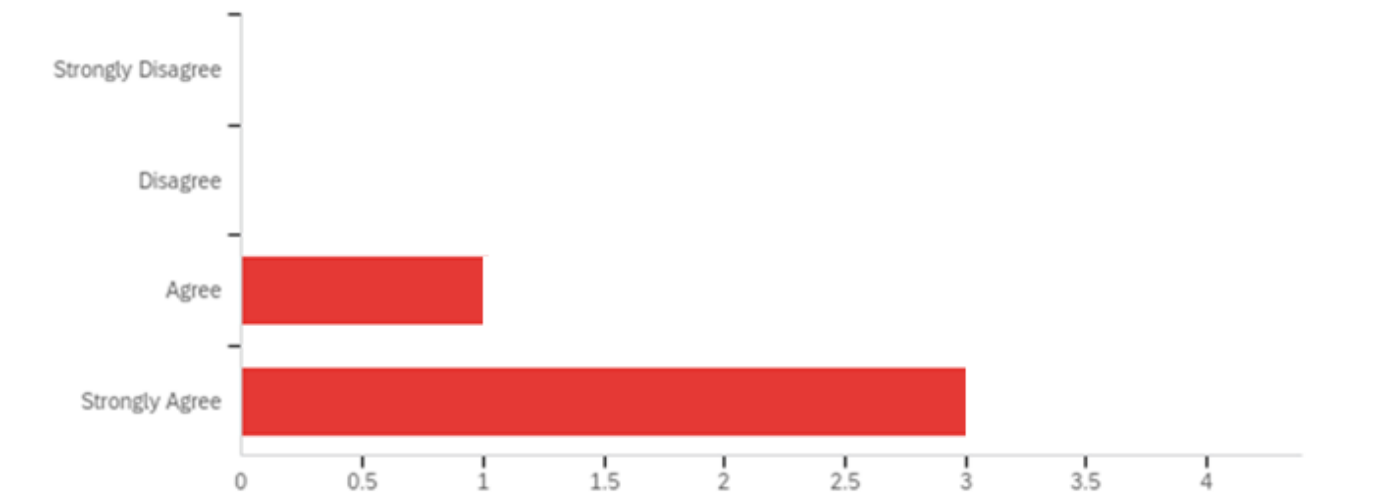


#	Field	Minimum	Maximum	Mean	Std Deviation	Variance	Count
1	engage in ongoing professional learning and use evidence to continually evaluate my practice, particularly the effects of my choices and actions on others (learners, families, other professionals, and the community).	4.00	4.00	4.00	0.00	0.00	4

2	engage in ongoing professional learning and uses evidence to continually adapt practice to meet the needs of each learner.	3.00	4.00	3.50	0.58	0.25	4
3	seek appropriate leadership roles and opportunities to take responsibility for student learning.	3.00	4.00	3.50	0.58	0.25	4
4	seek appropriate leadership roles and opportunities to collaborate with learners, families, colleagues, other school professionals, and community members to ensure learner growth.	3.00	4.00	3.50	0.58	0.25	4
5	seek appropriate leadership roles and opportunities to advance the profession.	3.00	4.00	3.75	0.50	0.19	4

#	Question	Strongly Disagree		Disagree		Agree		Strongly Agree		Total
1	engage in ongoing professional learning and use evidence to continually evaluate my practice, particularly the effects of my choices and actions on others (learners, families, other professionals, and the community).	0.00%	0	0.00%	0	0.00%	0	100.00%	4	4
2	engage in ongoing professional learning and uses evidence to continually adapt practice to meet the needs of each learner.	0.00%	0	0.00%	0	50.00%	2	50.00%	2	4
3	seek appropriate leadership roles and opportunities to take responsibility for student learning.	0.00%	0	0.00%	0	50.00%	2	50.00%	2	4
4	seek appropriate leadership roles and opportunities to collaborate with learners, families, colleagues, other school professionals, and community members to ensure learner growth.	0.00%	0	0.00%	0	50.00%	2	50.00%	2	4
5	seek appropriate leadership roles and opportunities to advance the profession.	0.00%	0	0.00%	0	25.00%	1	75.00%	3	4

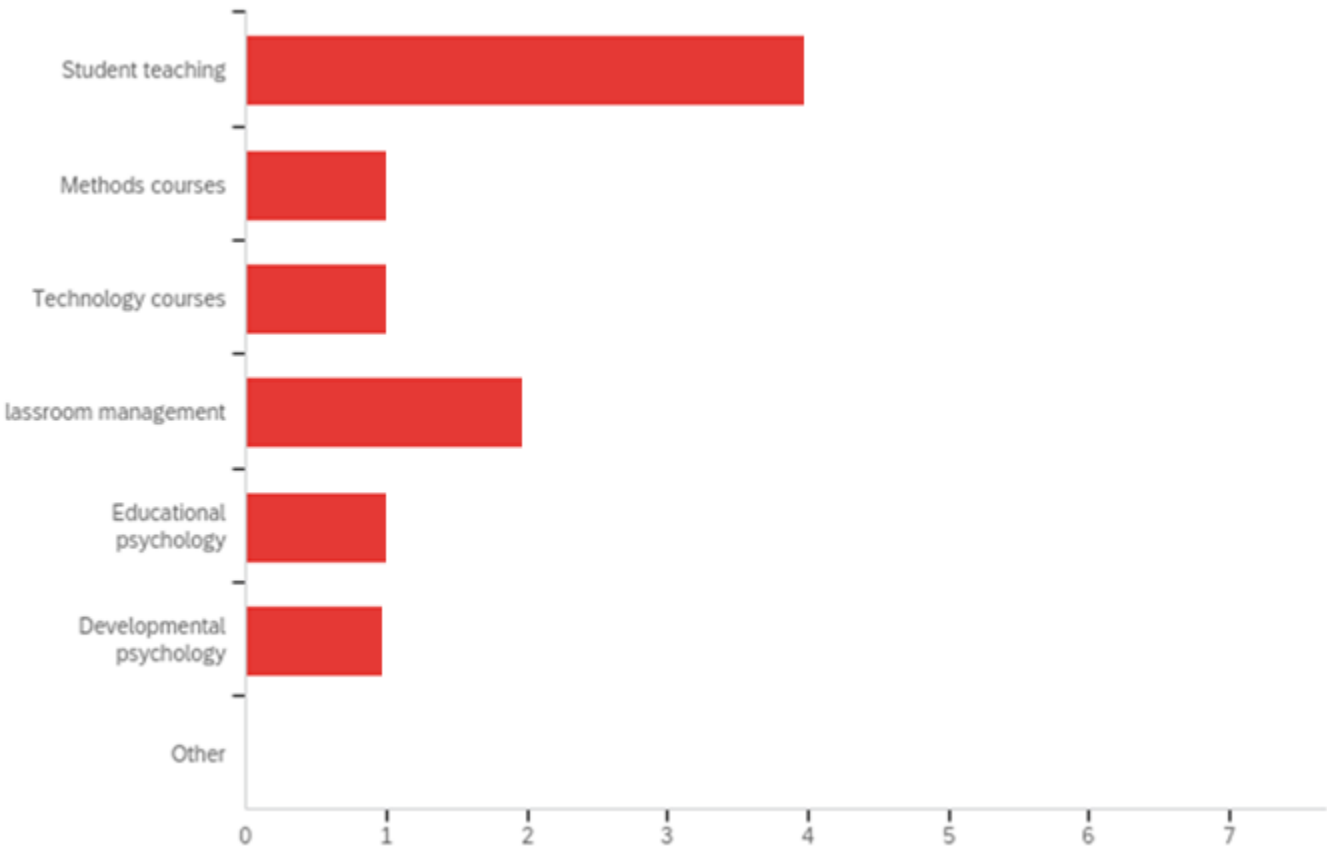
Q12 - Overall, my preparation/route to certification effectively prepared me to have a positive impact on P12 student learning and development.



#	Field	Minimum	Maximum	Mean	Std Deviation	Variance	Count
1	Overall, my preparation/route to certification effectively prepared me to have a positive impact on P12 student learning and development.	3.00	4.00	3.75	0.50	0.19	4

#	Answer	%	Count
1	Strongly Disagree	0.00%	0
2	Disagree	0.00%	0
3	Agree	50.00%	1
4	Strongly Agree	50.00%	3
	Total	100%	4

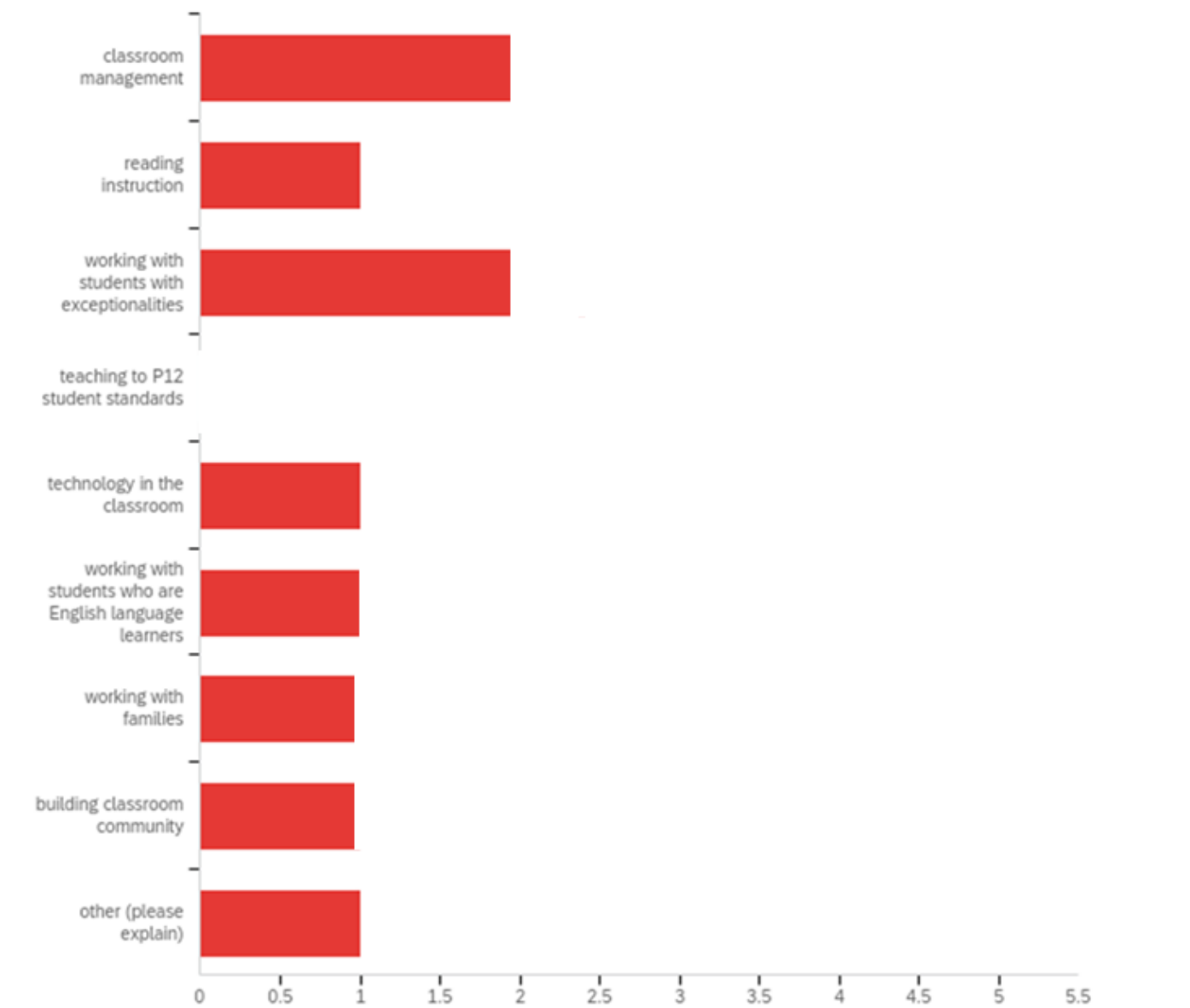
Q13 - What courses or experiences in your educator preparation/route to certification stand out as particularly important or meaningful?



#	Answer	%	Count
10	Student teaching	40.00%	4
11	Methods courses	10.00%	1
12	Technology courses	10.00%	1
13	Classroom management	20.00%	2
14	Educational psychology	10.00%	1
15	Developmental psychology	10.00%	1
16	Other	0.00%	0
	Total	100%	10

Q13_16_TEXT - Other
Other - Text

Q14 - As you near the end of your first year of teaching, in what area(s) could you have used more preparation? (Please check all that apply)



#	Answer	%	Count
1	classroom management	20.00%	2
2	reading instruction	10.00%	1
3	working with students with exceptionalities	20.0%	2
4	teaching to P12 student standards	0.00%	0
5	technology in the classroom	10.00%	1
6	working with students who are English language learners	10.00%	1

7	working with families	10.00%	1
8	building classroom community	10.00%	1
9	other (please explain)	10.00%	1
	Total	100%	10

Q14_9_TEXT - other (please explain)

other (please explain) - Text

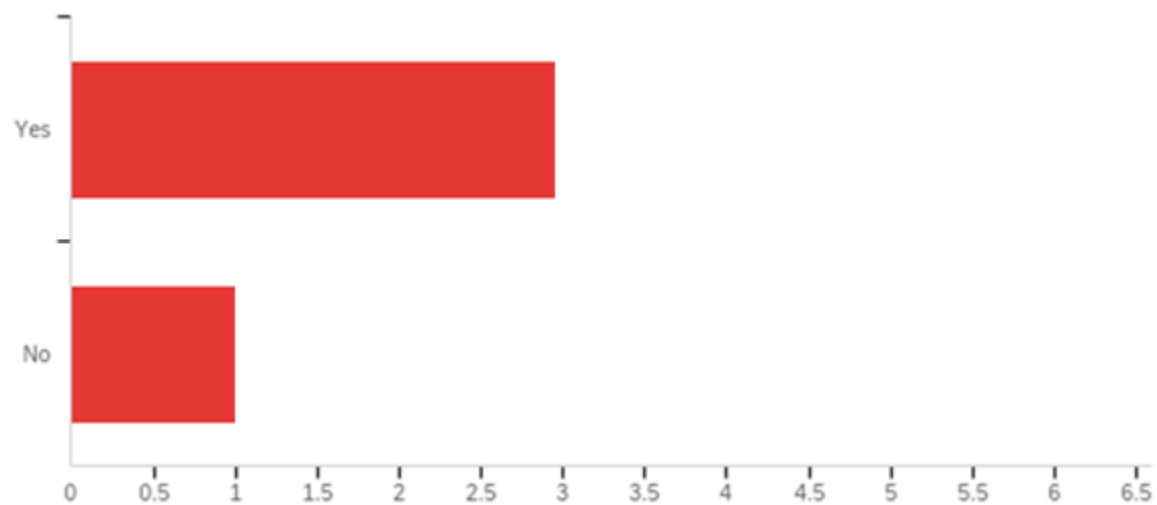
Working more with actual curriculum. It is hard to understand when you have only planned lessons and never looked at curriculums around the area.

Q15 - Please note awards or honors received, degrees or certificates earned, and other recognitions from the current school year.

Please note awards or honors received, degrees or certificates earned, and other recognitions from the current school year.

Great Expectations
na
N/A
N/A
N/A

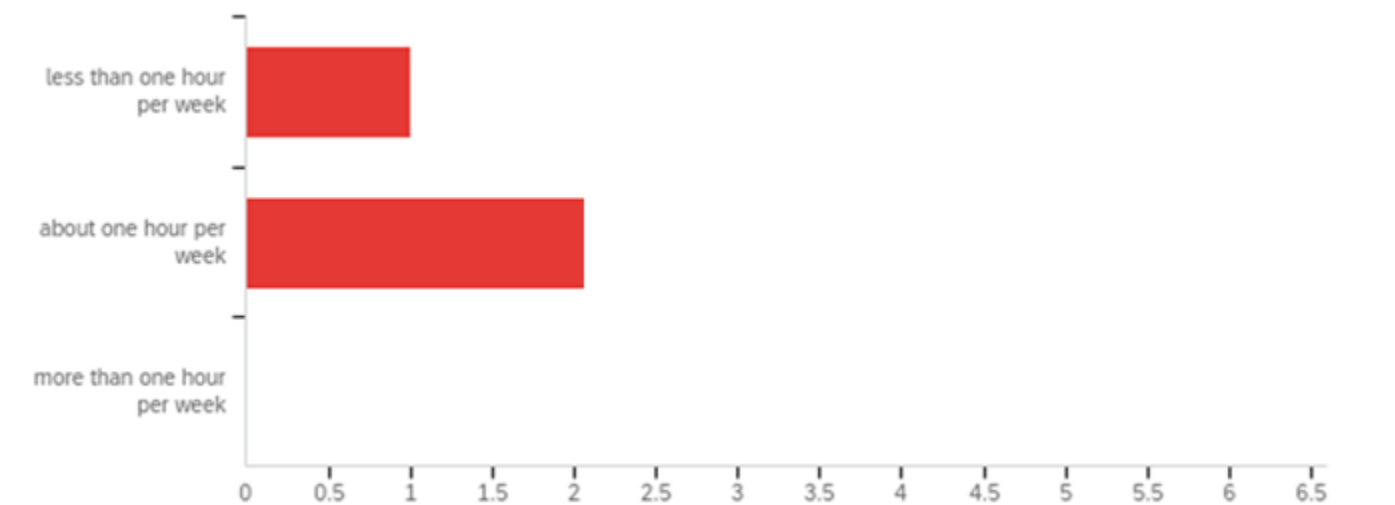
Q16 - Were you assigned a mentor from your school district this school year?



#	Field	Minimum	Maximum	Mean	Std Deviation	Variance	Count
1	Were you assigned a mentor from your school district this school year?	1.00	2.00	1.25	0.50	0.19	4

#	Answer	%	Count
1	Yes	75.00%	3
2	No	25.00%	1
	Total	100%	4

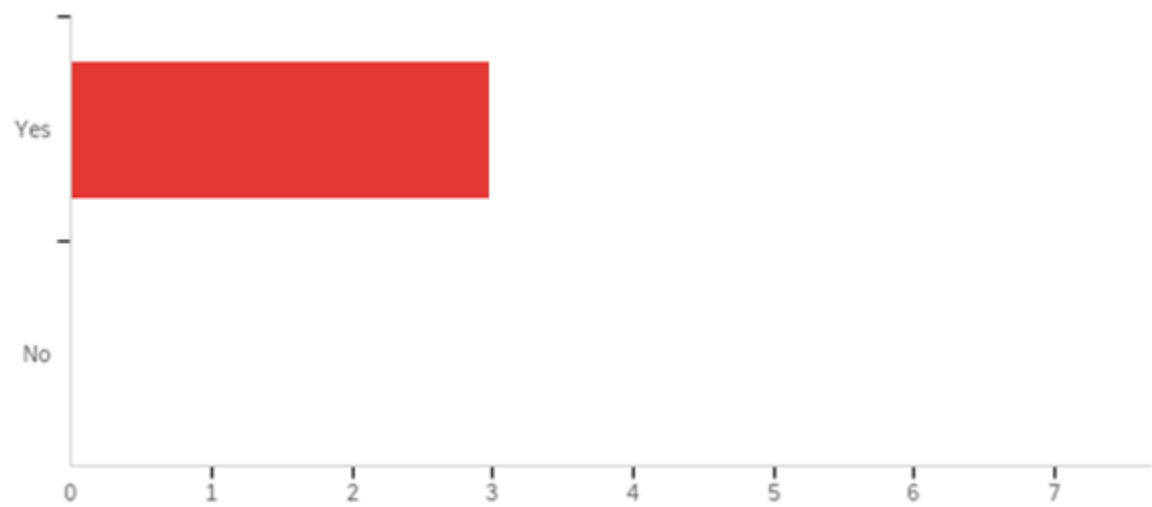
Q17 - How much time did you spend with your mentor teacher?



#	Field	Minimum	Maximum	Mean	Std Deviation	Variance	Count
1	How much time did you spend with your mentor teacher?	1.00	2.00	1.67	0.58	0.22	3

#	Answer	%	Count
1	less than one hour per week	33.33%	1
2	about one hour per week	66.66%	2
3	more than one hour per week	0.00%	0
	Total	100%	3

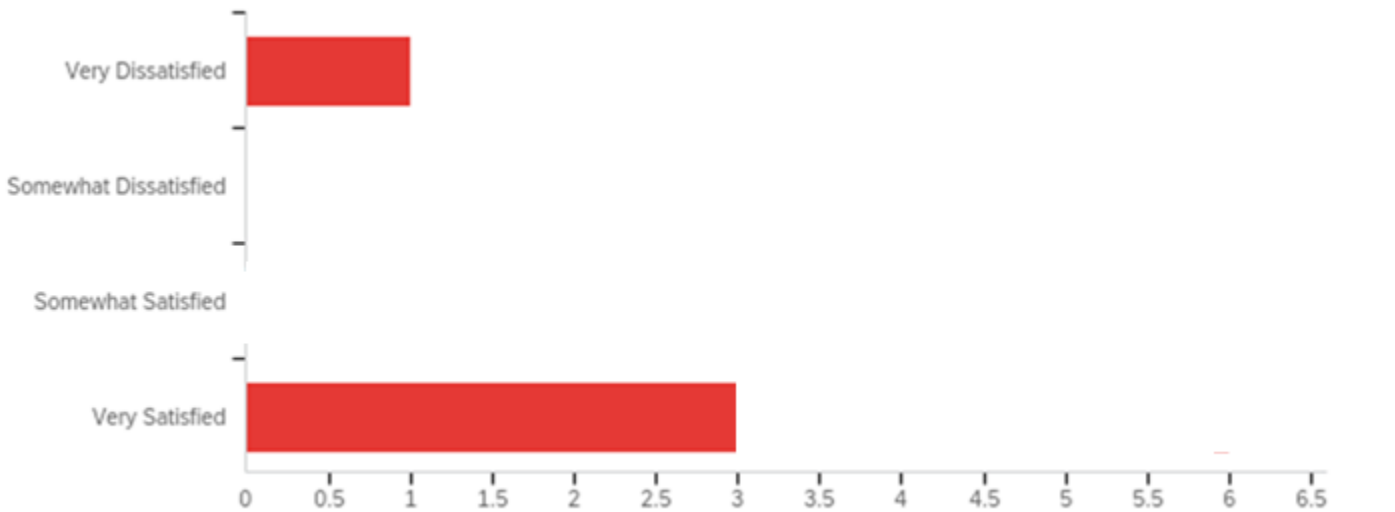
Q18 - Is your mentor in your same teaching area?



#	Field	Minimum	Maximum	Mean	Std Deviation	Variance	Count
1	Is your mentor in your same teaching area?	1.00	1.00	1.00	0.00	0.00	3

#	Answer	%	Count
1	Yes	100.00%	3
2	No	0.00%	0
	Total	100.00%	3

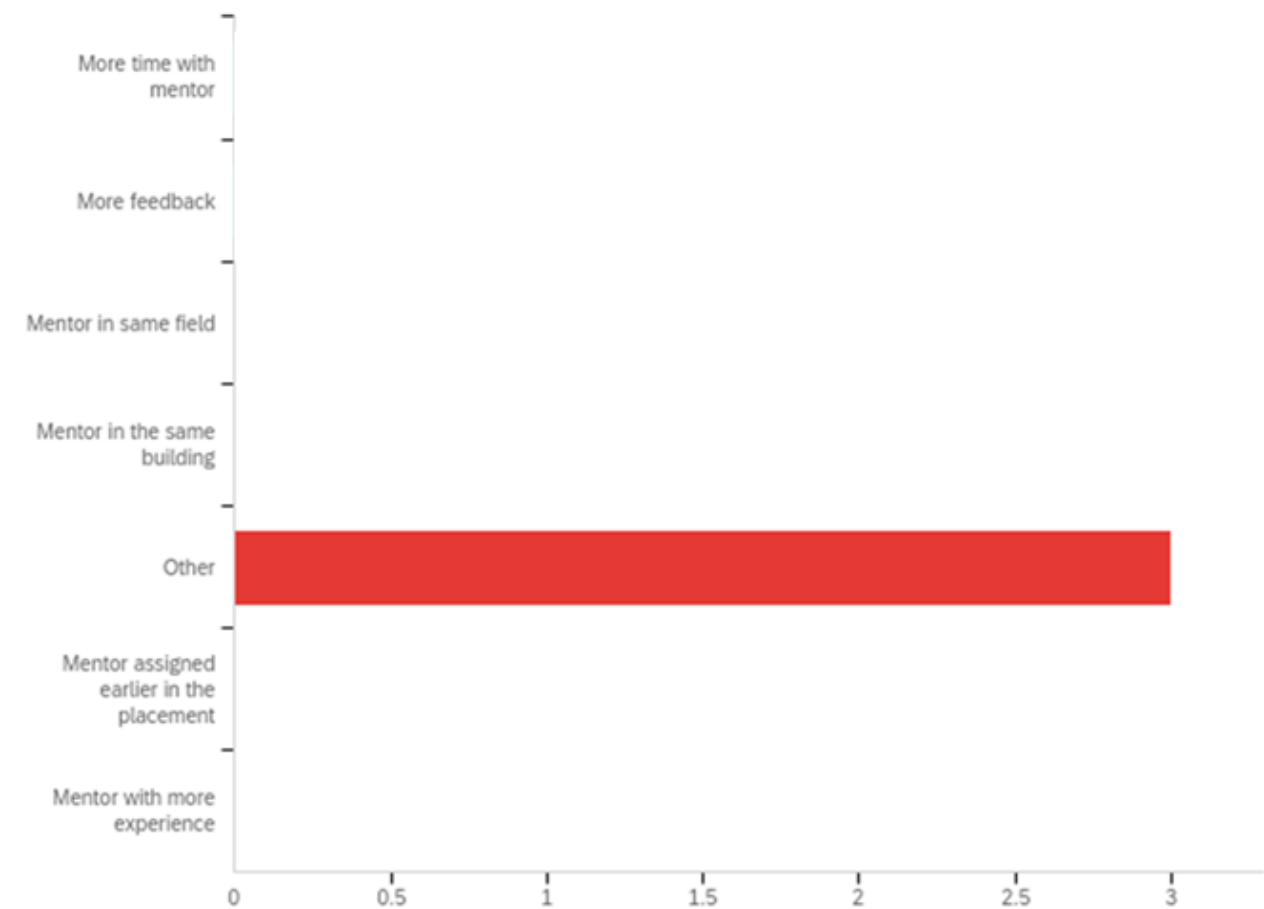
Q19 - How satisfied are you with your mentoring experience?



#	Field	Minimum	Maximum	Mean	Std Deviation	Variance	Count
1	How satisfied are you with your mentoring experience?	1.00	4.00	3.25	1.50	1.69	4

#	Answer	%	Count
1	Very Dissatisfied	25.00%	1
2	Somewhat Dissatisfied	0.00%	0
3	Somewhat Satisfied	0.00%	0
4	Very Satisfied	75.00%	3
	Total	100%	4

Q20 - How might the mentoring experience be improved?



#	Answer	%	Count
1	More time with mentor	0.00%	0
2	More feedback	0.00%	0
3	Mentor in same field	0.00%	0
4	Mentor in the same building	0.00%	0
5	Other	100.00%	3
6	Mentor assigned earlier in the placement	0.00%	0
7	Mentor with more experience	0.00%	0
	Total	100%	3

Q20_5_TEXT - Other

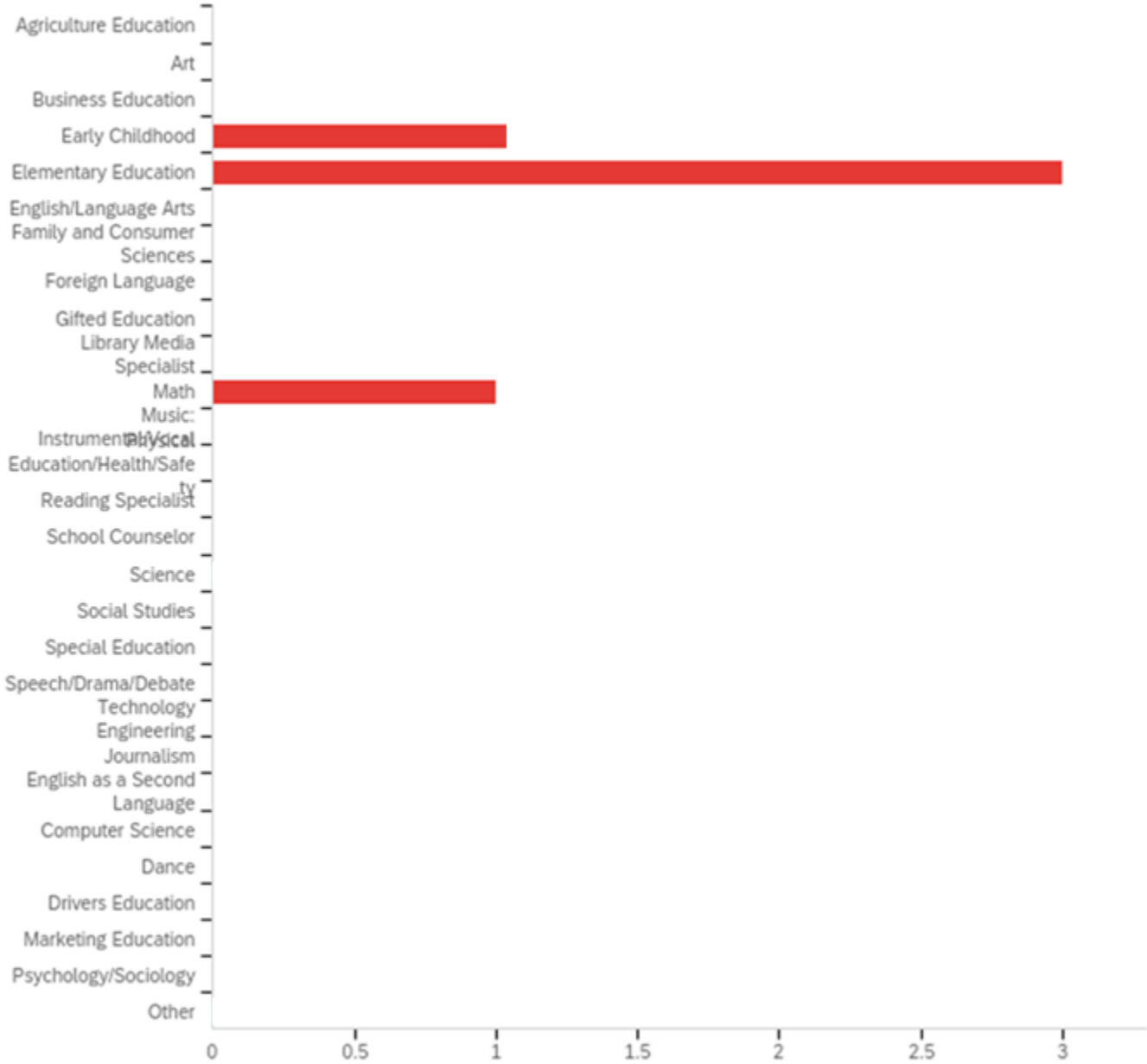
Other - Text

na

Mentor in the same grade level

The experience might have been improved by actually being assigned a mentor teacher.

Q10 - In what area(s) were you initially certified? (Please check all that apply)



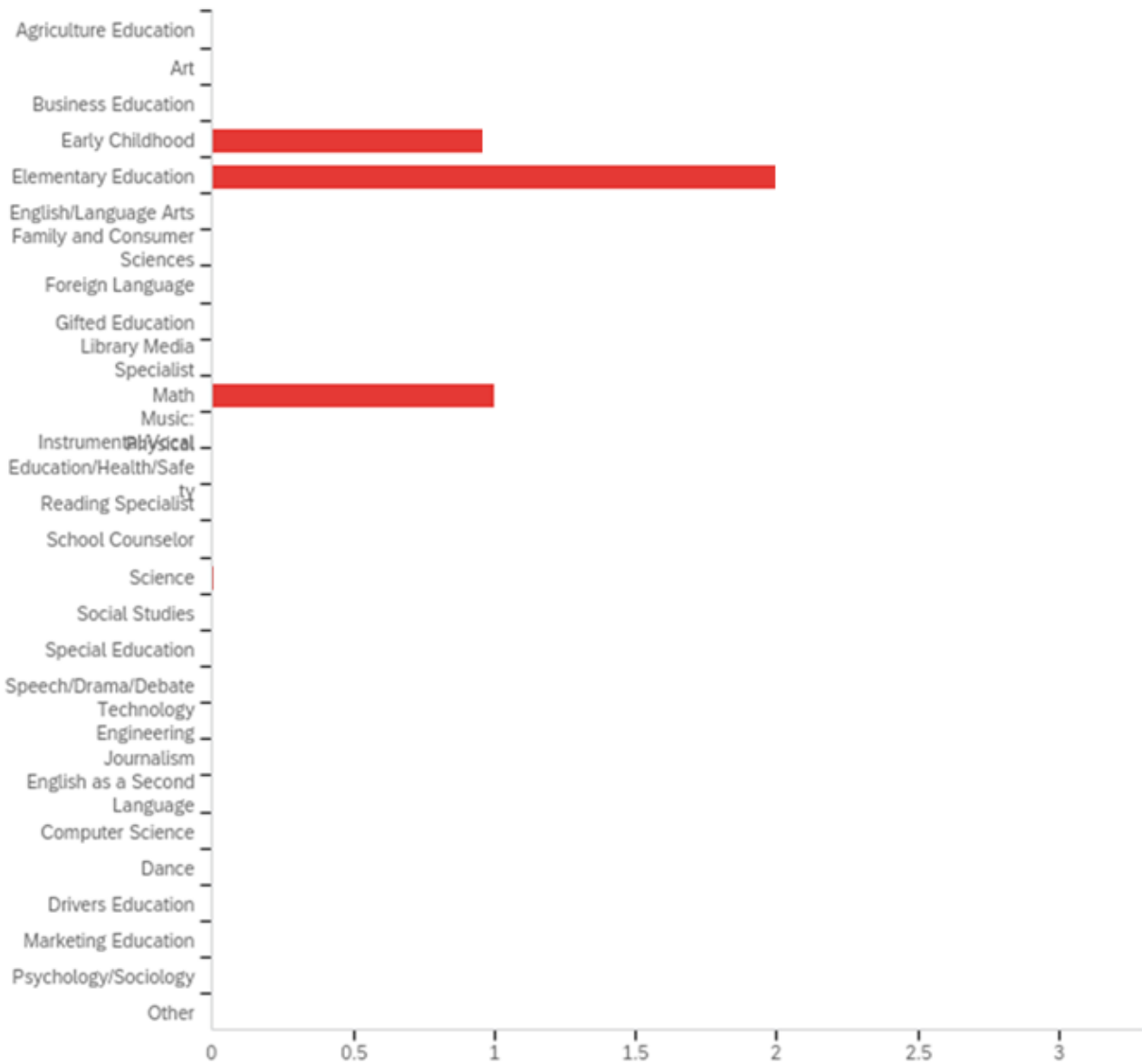
#	Answer	%	Count
1	Agriculture Education	0.00%	0
2	Art	0.00%	0
3	Business Education	0.00%	0
4	Early Childhood	25.00%	1
5	Elementary Education	50.00%	2

6	English/Language Arts	0.00%	0
7	Family and Consumer Sciences	0.00%	0
8	Foreign Language	0.00%	0
9	Gifted Education	0.00%	0
10	Library Media Specialist	0.00%	0
11	Math	25.00%	1
12	Music: Instrumental/Vocal	0.00%	0
13	Physical Education/Health/Safety	0.00%	0
14	Reading Specialist	0.00%	0
15	School Counselor	0.00%	0
16	Science	0.00%	0
17	Social Studies	0.00%	0
18	Special Education	0.00%	0
19	Speech/Drama/Debate	0.00%	0
20	Technology Engineering	0.00%	0
21	Journalism	0.00%	0
22	English as a Second Language	0.00%	0
23	Computer Science	0.00%	0
24	Dance	0.00%	0
25	Drivers Education	0.00%	0
26	Marketing Education	0.00%	0
27	Psychology/Sociology	0.00%	0
35	Other	0.00%	0
	Total	100%	4

Q10_35_TEXT - Other

Other - Text

Q22 - What is your current primary teaching assignment? (Please check all that apply)



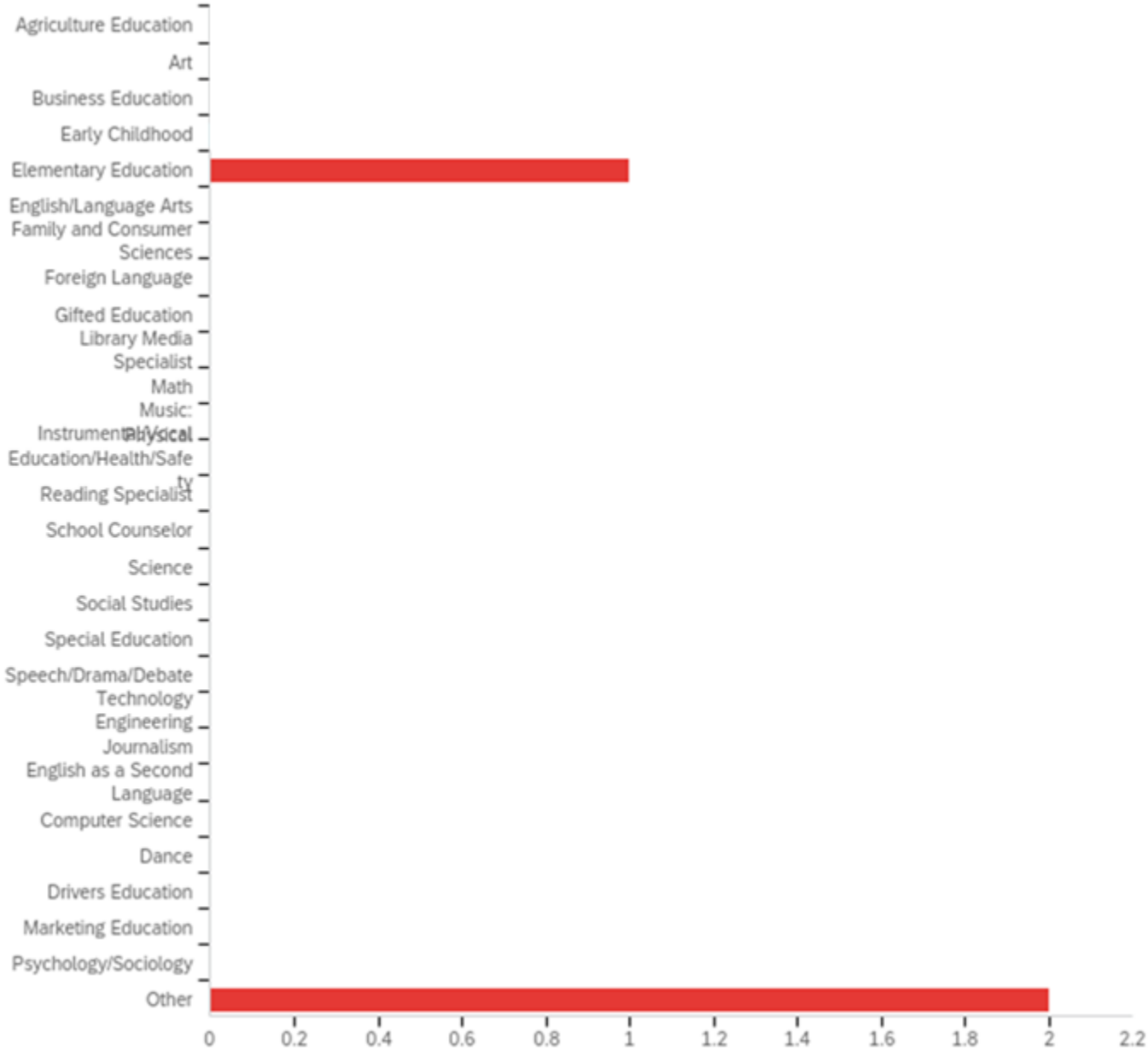
#	Answer	%	Count
1	Agriculture Education	0.00%	0
2	Art	0.00%	0
3	Business Education	0.00%	0
4	Early Childhood	25.00%	1
5	Elementary Education	50.00%	2
6	English/Language Arts	0.00%	0

7	Family and Consumer Sciences	0.00%	0
8	Foreign Language	0.00%	0
9	Gifted Education	0.00%	0
10	Library Media Specialist	0.00%	0
11	Math	25.00%	1
12	Music: Instrumental/Vocal	0.00%	0
13	Physical Education/Health/Safety	0.00%	0
14	Reading Specialist	0.00%	0
15	School Counselor	0.00%	0
16	Science	0.00%	0
17	Social Studies	0.00%	0
18	Special Education	0.00%	0
19	Speech/Drama/Debate	0.00%	0
20	Technology Engineering	0.00%	0
21	Journalism	0.00%	0
22	English as a Second Language	0.00%	0
23	Computer Science	0.00%	0
24	Dance	0.00%	0
25	Drivers Education	0.00%	0
26	Marketing Education	0.00%	0
27	Psychology/Sociology	0.00%	0
35	Other	0.00%	0
	Total	100%	4

Q22_35_TEXT - Other

Other - Text

Q23 - In what additional area(s) are you certified? (Please check all that apply)



#	Answer	%	Count
1	Agriculture Education	0.00%	0
2	Art	0.00%	0
3	Business Education	0.00%	0
4	Early Childhood	0.00%	0
5	Elementary Education	33.33%	1

6	English/Language Arts	0.00%	0
7	Family and Consumer Sciences	0.00%	0
8	Foreign Language	0.00%	0
9	Gifted Education	0.00%	0
10	Library Media Specialist	0.00%	0
11	Math	0.00%	0
12	Music: Instrumental/Vocal	0.00%	0
13	Physical Education/Health/Safety	0.00%	0
14	Reading Specialist	0.00%	0
15	School Counselor	0.00%	0
16	Science	0.00%	0
17	Social Studies	0.00%	0
18	Special Education	0.00%	0
19	Speech/Drama/Debate	0.00%	0
20	Technology Engineering	0.00%	0
21	Journalism	0.00%	0
22	English as a Second Language	0.00%	0
23	Computer Science	0.00%	0
24	Dance	0.00%	0
25	Drivers Education	0.00%	0
26	Marketing Education	0.00%	0
27	Psychology/Sociology	0.00%	0
35	Other	66.67%	2
	Total	100%	3

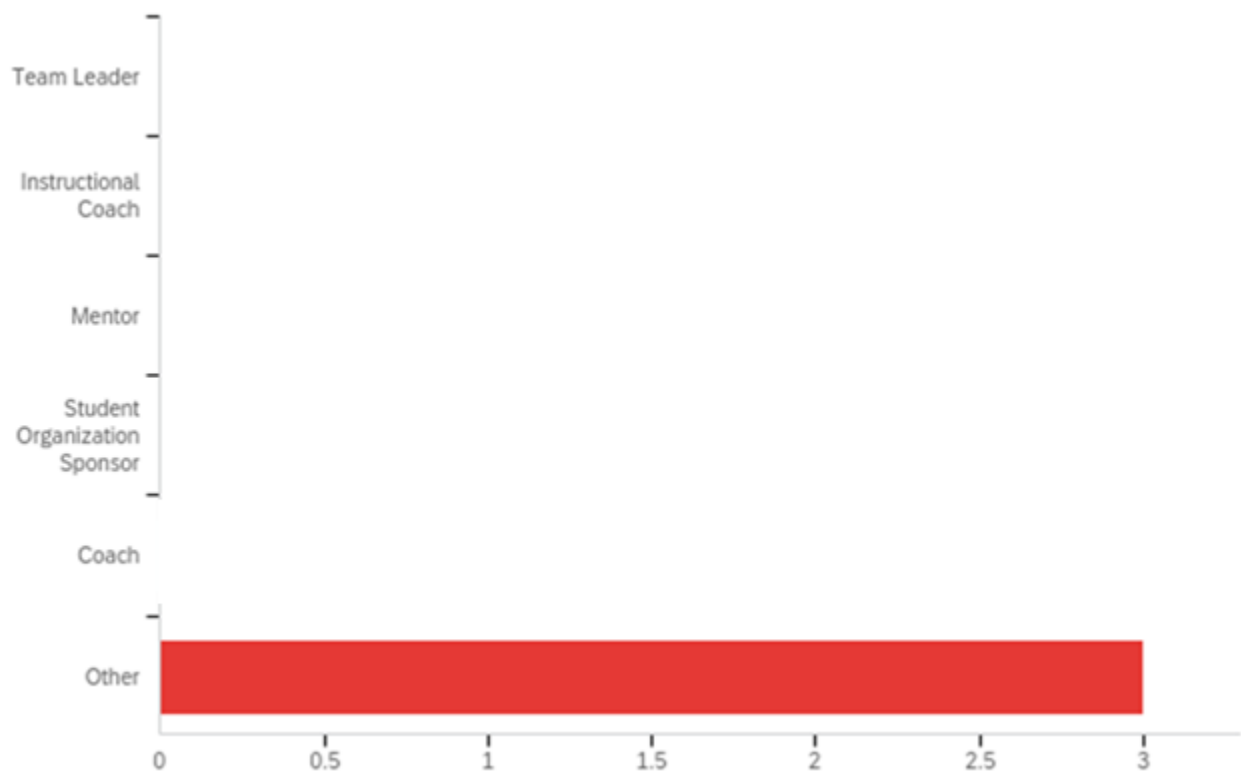
Q23_35_TEXT - Other

Other - Text

na

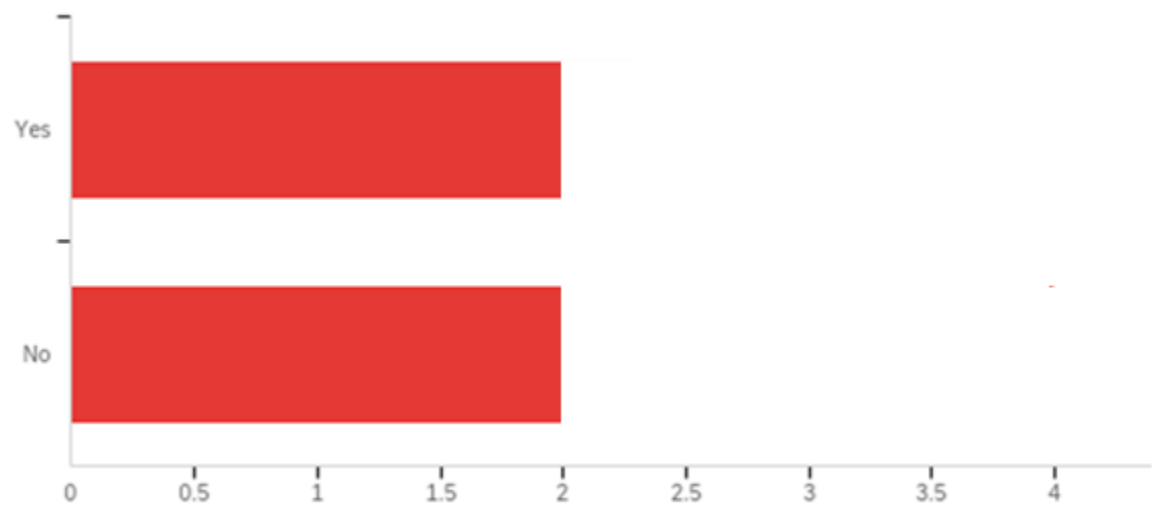
Musical Theater Associates

Q24 - What other roles do you fill at your school? (Please check all that apply)



#	Answer	%	Count
1	Team Leader	0.00%	0
2	Instructional Coach	0.00%	0
3	Mentor	0.00%	0
4	Student Organization Sponsor	0.00%	0
5	Coach	0.00%	0
6	Other	100.00%	3
	Total	100%	3

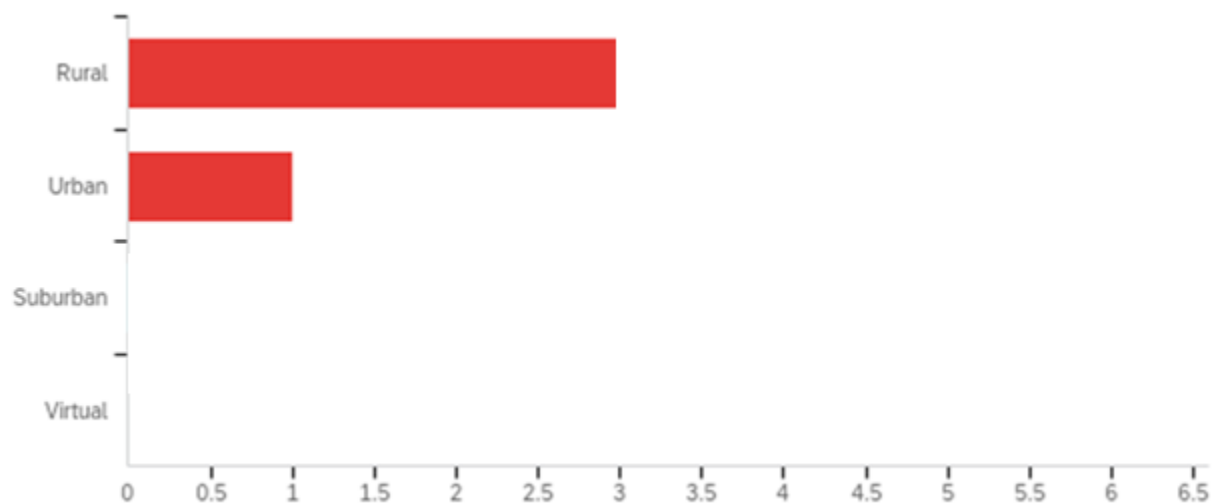
Q25 - Do you teach at a Title I school?



#	Field	Minimum	Maximum	Mean	Std Deviation	Variance	Count
1	Do you teach at a Title I school?	1.00	2.00	1.50	0.58	0.25	4

#	Answer	%	Count
1	Yes	50.00%	2
2	No	50.00%	2
	Total	100%	4

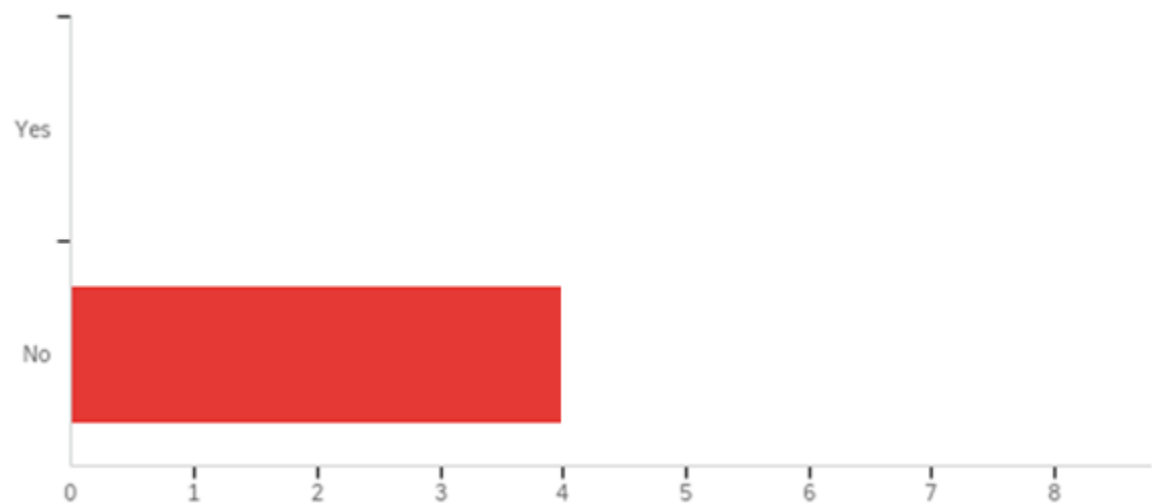
Q26 - Which of the following describes your school district?



#	Field	Minimum	Maximum	Mean	Std Deviation	Variance	Count
1	Which of the following describes your school district?	1.00	2.00	1.25	0.50	0.19	4

#	Answer	%	Count
1	Rural	75.00%	3
2	Urban	25.00%	1
3	Suburban	0.00%	0
4	Virtual	0.00%	0
	Total	100%	4

Q27 - As a high school student, did you participate in any programs or classes that influenced your decision to become a teacher?



#	Field	Minimum	Maximum	Mean	Std Deviation	Variance	Count
1	As a high school student, did you participate in any programs or classes that influenced your decision to become a teacher?	2.00	2.00	2.00	0.00	0.00	4

#	Answer	%	Count
1	Yes	0.00%	0
2	No	100.00%	4
	Total	100%	4

Q28 - If yes, please describe (e.g., Future Educators of America/Educators Rising, Teacher Cadet, etc.)

If yes, please describe (e.g., Future Educators of America/Educators Rising, Teacher Cadet, etc.)

n-a
N/A
N/A
N/A

Q29 - Do you plan to remain employed as a teacher in Oklahoma next year? If so, please list up to 3 reasons you plan to stay. If not, please list up to 3 reasons you do not plan to stay.

Do you plan to remain employed as a teacher in Oklahoma next year? If so, please list up to 3 reasons you plan to stay. If not, please list up to 3 reasons you do not plan to stay.

yes, I live in Oklahoma. I enjoy where I teach and like the teachers I teach with.

Yes I do. I enjoy working with students and being apart of their learning journey.

Yes. I plan to stay because I am dedicated about helping shape young minds, I feel like I am making a difference, and I love what Oklahoma schools stand for.

I plan to remain employed as a teacher because teaching is what I love to do. I also plan to stay to continue to make an impact on students and to continue to learn and grow so I can be a more effective teacher.