

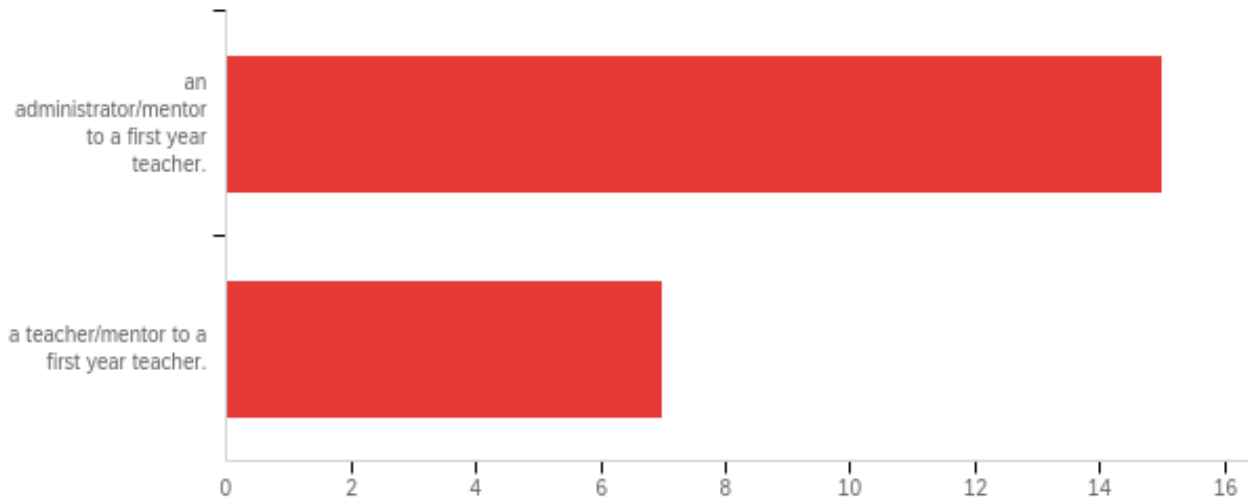
Northwestern Oklahoma State University OEQA

Mentor Report 2022

OEQA Mentor/Administrator Survey 2022

June 21st 2022, 7:59 am CDT

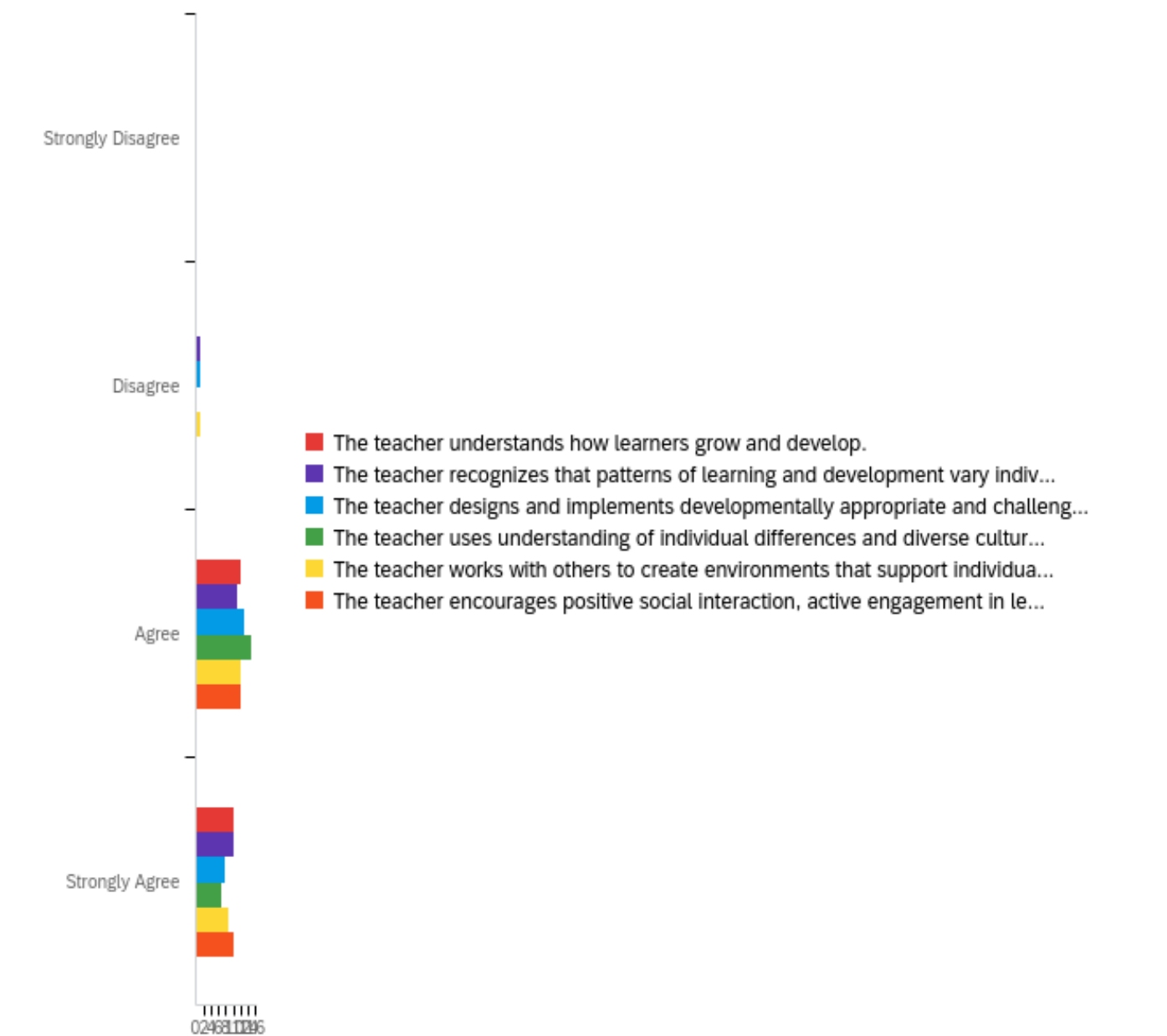
Q2 - The person completing this survey is:



#	Field	Minimum	Maximum	Mean	Std Deviation	Variance	Count
1	The person completing this survey is:	1.00	2.00	1.32	0.47	0.22	22

#	Answer	%	Count
1	an administrator/mentor to a first year teacher.	68.18%	15
2	a teacher/mentor to a first year teacher.	31.82%	7
	Total	100%	22

Q3 - The Learner and Learning Please rate the extent to which you agree that each statement is true of [ExternalDataReference].

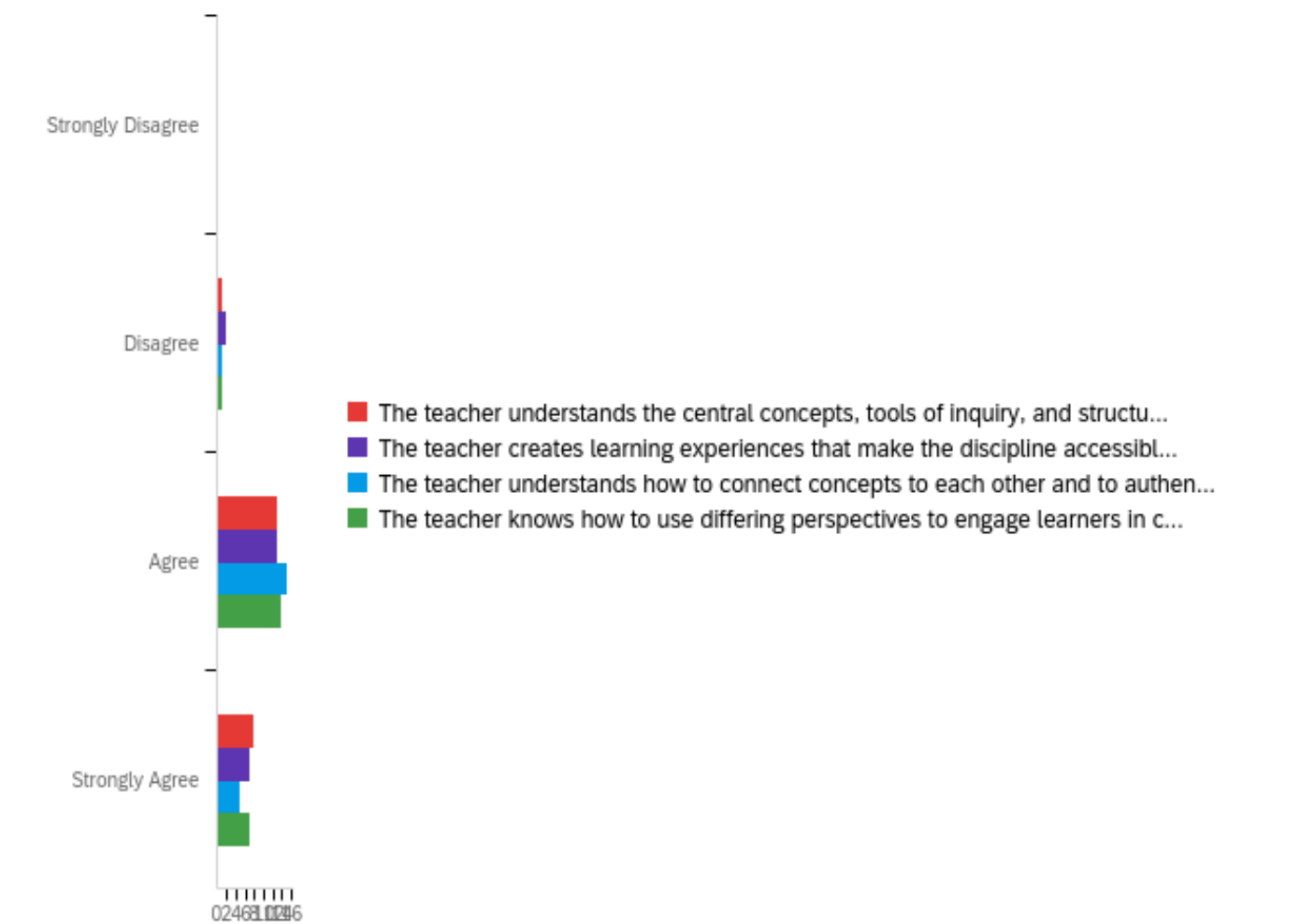


#	Field	Minimum	Maximum	Mean	Std Deviation	Variance	Count
1	The teacher understands how learners grow and develop.	3.00	4.00	3.45	0.50	0.25	22
2	The teacher recognizes that patterns of learning and development vary individually within and across the cognitive, linguistic, social, emotional, and physical areas.	2.00	4.00	3.41	0.58	0.33	22

3	The teacher designs and implements developmentally appropriate and challenging learning experiences.	2.00	4.00	3.32	0.55	0.31	22
4	The teacher uses understanding of individual differences and diverse cultures and communities to ensure inclusive learning environments that enable each learner to meet high standards.	3.00	4.00	3.32	0.47	0.22	22
5	The teacher works with others to create environments that support individual and collaborative learning.	2.00	4.00	3.36	0.57	0.32	22
6	The teacher encourages positive social interaction, active engagement in learning, and self-motivation.	3.00	4.00	3.45	0.50	0.25	22

#	Question	Strongly Disagree		Disagree		Agree		Strongly Agree		Total
1	The teacher understands how learners grow and develop.	0.00%	0	0.00%	0	54.55%	12	45.45%	10	22
2	The teacher recognizes that patterns of learning and development vary individually within and across the cognitive, linguistic, social, emotional, and physical areas.	0.00%	0	4.55%	1	50.00%	11	45.45%	10	22
3	The teacher designs and implements developmentally appropriate and challenging learning experiences.	0.00%	0	4.55%	1	59.09%	13	36.36%	8	22
4	The teacher uses understanding of individual differences and diverse cultures and communities to ensure inclusive learning environments that enable each learner to meet high standards.	0.00%	0	0.00%	0	68.18%	15	31.82%	7	22
5	The teacher works with others to create environments that support individual and collaborative learning.	0.00%	0	4.55%	1	54.55%	12	40.91%	9	22
6	The teacher encourages positive social interaction, active engagement in learning, and self-motivation.	0.00%	0	0.00%	0	54.55%	12	45.45%	10	22

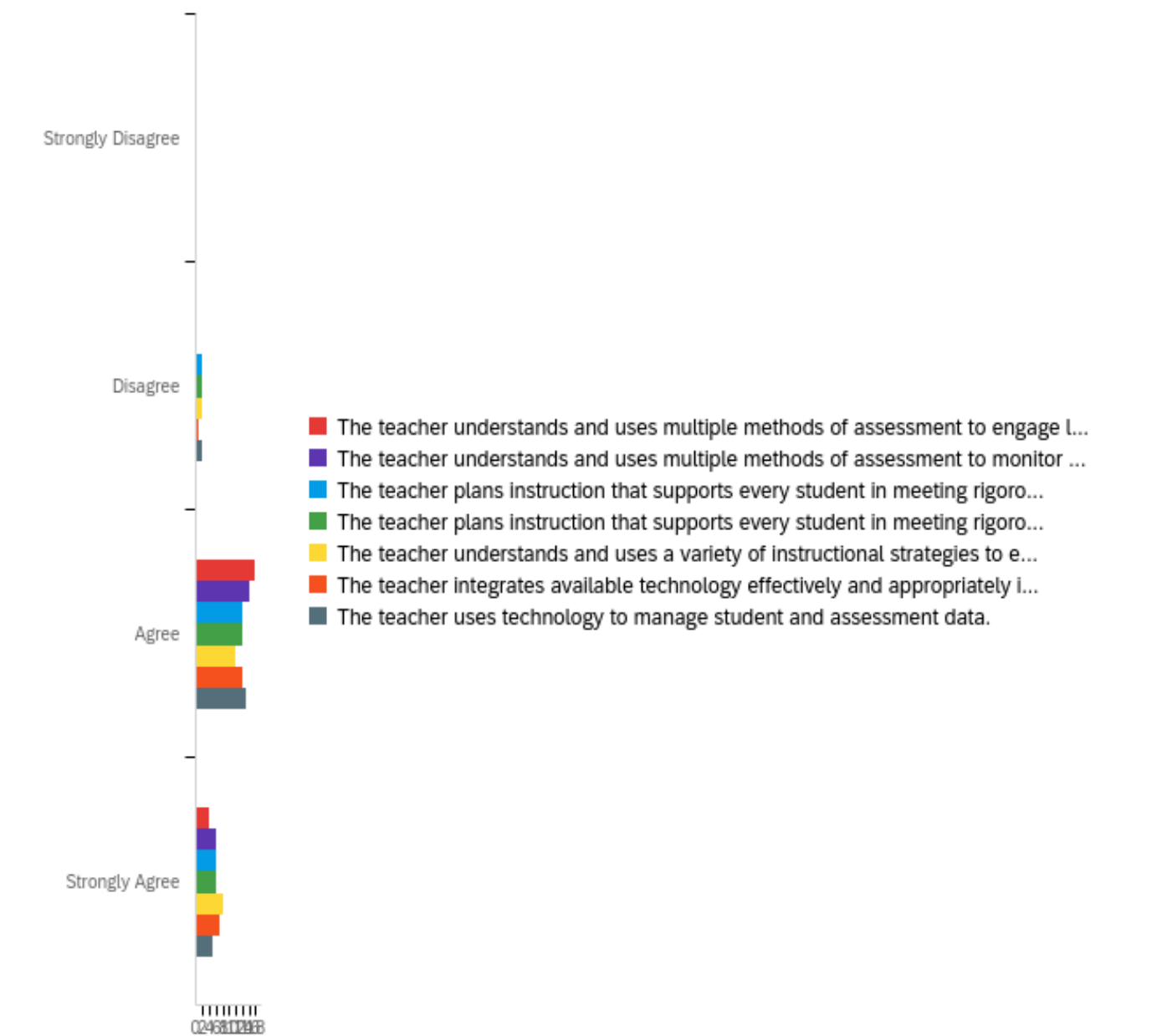
Q4 - Content Please rate the extent to which you agree that each statement is true of [ExternalDataReference].



#	Field	Minimum	Maximum	Mean	Std Deviation	Variance	Count
1	The teacher understands the central concepts, tools of inquiry, and structures of the discipline(s) he or she teaches.	2.00	4.00	3.32	0.55	0.31	22
2	The teacher creates learning experiences that make the discipline accessible and meaningful for learners to assure mastery of the content.	2.00	4.00	3.23	0.60	0.36	22
3	The teacher understands how to connect concepts to each other and to authentic local and global issues.	2.00	4.00	3.19	0.50	0.25	21
4	The teacher knows how to use differing perspectives to engage learners in critical thinking, creativity, and collaborative problem solving.	2.00	4.00	3.27	0.54	0.29	22

#	Question	Strongly Disagree		Disagree		Agree		Strongly Agree		Total
1	The teacher understands the central concepts, tools of inquiry, and structures of the discipline(s) he or she teaches.	0.00%	0	4.55%	1	59.09%	13	36.36%	8	22
2	The teacher creates learning experiences that make the discipline accessible and meaningful for learners to assure mastery of the content.	0.00%	0	9.09%	2	59.09%	13	31.82%	7	22
3	The teacher understands how to connect concepts to each other and to authentic local and global issues.	0.00%	0	4.76%	1	71.43%	15	23.81%	5	21
4	The teacher knows how to use differing perspectives to engage learners in critical thinking, creativity, and collaborative problem solving.	0.00%	0	4.55%	1	63.64%	14	31.82%	7	22

Q5 - Instructional Practice Please rate the extent to which you agree that each statement is true of [ExternalDataReference].



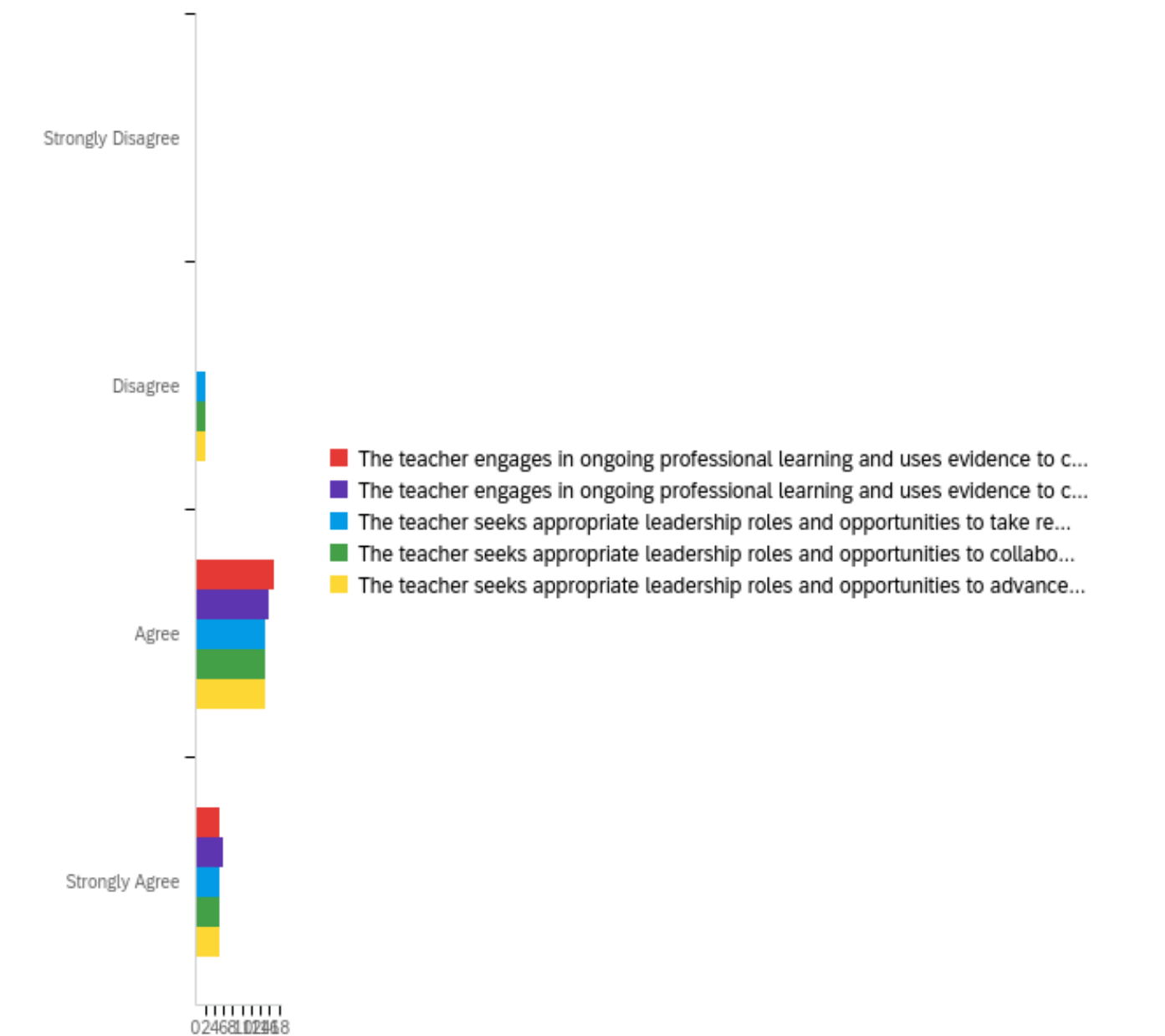
#	Field	Minimum	Maximum	Mean	Std Deviation	Variance	Count
1	The teacher understands and uses multiple methods of assessment to engage learners in their own growth and guide learners' decision making.	3.00	4.00	3.18	0.39	0.15	22
2	The teacher understands and uses multiple methods of assessment to monitor learner progress and to guide his/her decision making.	3.00	4.00	3.27	0.45	0.20	22

3	The teacher plans instruction that supports every student in meeting rigorous learning goals by drawing upon knowledge of content areas, curriculum, cross-disciplinary skills, and pedagogy.	2.00	4.00	3.18	0.57	0.33	22
4	The teacher plans instruction that supports every student in meeting rigorous learning goals by drawing upon knowledge of learners and the community context.	2.00	4.00	3.18	0.57	0.33	22
5	The teacher understands and uses a variety of instructional strategies to encourage learners to develop deep understanding of content areas and their connections, and to build skills to apply knowledge in meaningful ways.	2.00	4.00	3.27	0.62	0.38	22
6	The teacher integrates available technology effectively and appropriately into instruction.	2.00	4.00	3.27	0.54	0.29	22
7	The teacher uses technology to manage student and assessment data.	2.00	4.00	3.14	0.55	0.30	22

#	Question	Strongly Disagree		Disagree		Agree		Strongly Agree		Total
1	The teacher understands and uses multiple methods of assessment to engage learners in their own growth and guide learners' decision making.	0.00%	0	0.00%	0	81.82%	18	18.18%	4	22
2	The teacher understands and uses multiple methods of assessment to monitor learner progress and to guide his/her decision making.	0.00%	0	0.00%	0	72.73%	16	27.27%	6	22
3	The teacher plans instruction that supports every student in meeting rigorous learning goals by drawing upon knowledge of content areas, curriculum, cross-disciplinary skills, and pedagogy.	0.00%	0	9.09%	2	63.64%	14	27.27%	6	22
4	The teacher plans instruction that supports every student in meeting rigorous learning goals by drawing upon knowledge of learners and the community context.	0.00%	0	9.09%	2	63.64%	14	27.27%	6	22
5	The teacher understands and uses a variety of instructional strategies to encourage learners to develop deep understanding of content areas and their connections, and to build skills to apply knowledge in meaningful ways.	0.00%	0	9.09%	2	54.55%	12	36.36%	8	22

6	The teacher integrates available technology effectively and appropriately into instruction.	0.00%	0	4.55%	1	63.64%	14	31.82%	7	22
7	The teacher uses technology to manage student and assessment data.	0.00%	0	9.09%	2	68.18%	15	22.73%	5	22

Q6 - Professional Responsibility Please rate the extent to which you agree that each statement is true of [ExternalDataReference].

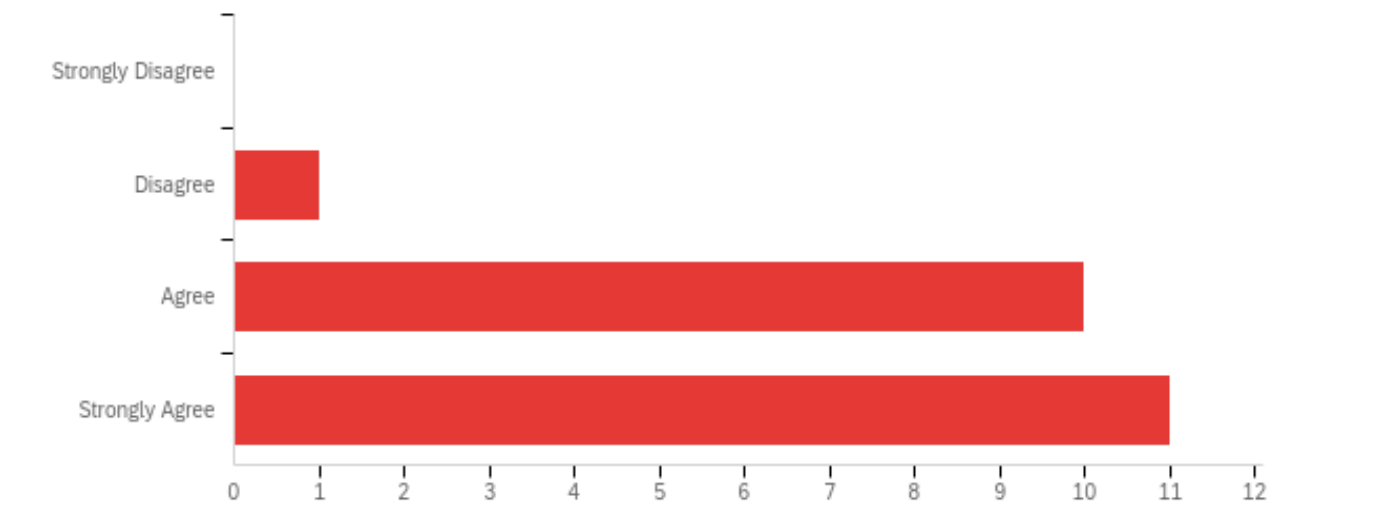


#	Field	Minimum	Maximum	Mean	Std Deviation	Variance	Count
1	The teacher engages in ongoing professional learning and uses evidence to continually evaluate his/her practice, particularly the effects of his/her choices and actions on others (learners, families, other professionals, and the community).	3.00	4.00	3.23	0.42	0.18	22
2	The teacher engages in ongoing professional learning and uses evidence to continually	3.00	4.00	3.27	0.45	0.20	22

	adapt practice to meet the needs of each learner.						
3	The teacher seeks appropriate leadership roles and opportunities to take responsibility for student learning.	2.00	4.00	3.14	0.55	0.30	22
4	The teacher seeks appropriate leadership roles and opportunities to collaborate with learners, families, colleagues, other school professionals, and community members to ensure learner growth.	2.00	4.00	3.14	0.55	0.30	22
5	The teacher seeks appropriate leadership roles and opportunities to advance the profession.	2.00	4.00	3.14	0.55	0.30	22

#	Question	Strongly Disagree		Disagree		Agree		Strongly Agree		Total
1	The teacher engages in ongoing professional learning and uses evidence to continually evaluate his/her practice, particularly the effects of his/her choices and actions on others (learners, families, other professionals, and the community).	0.00%	0	0.00%	0	77.27%	17	22.73%	5	22
2	The teacher engages in ongoing professional learning and uses evidence to continually adapt practice to meet the needs of each learner.	0.00%	0	0.00%	0	72.73%	16	27.27%	6	22
3	The teacher seeks appropriate leadership roles and opportunities to take responsibility for student learning.	0.00%	0	9.09%	2	68.18%	15	22.73%	5	22
4	The teacher seeks appropriate leadership roles and opportunities to collaborate with learners, families, colleagues, other school professionals, and community members to ensure learner growth.	0.00%	0	9.09%	2	68.18%	15	22.73%	5	22
5	The teacher seeks appropriate leadership roles and opportunities to advance the profession.	0.00%	0	9.09%	2	68.18%	15	22.73%	5	22

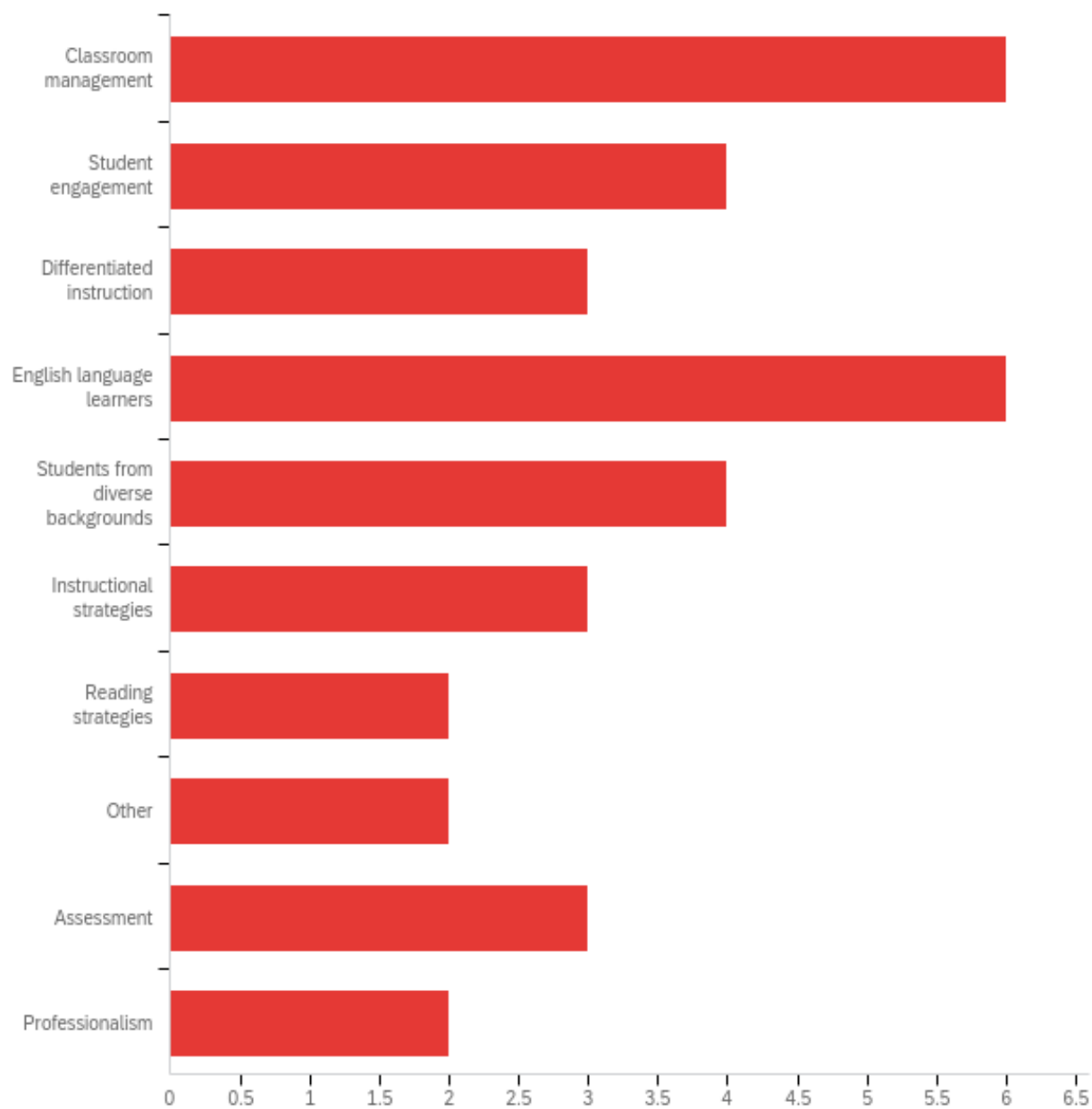
Q7 - Overall, [ExternalDataReference]'s preparation/route to certification effectively prepared him/her to have a positive impact on P12 student learning and development.



#	Field	Minimum	Maximum	Mean	Std Deviation	Variance	Count
1	Overall, [ExternalDataReference]'s preparation/route to certification effectively prepared him/her to have a positive impact on P12 student learning and development.	2.00	4.00	3.45	0.58	0.34	22

#	Answer	%	Count
1	Strongly Disagree	0.00%	0
2	Disagree	4.55%	1
3	Agree	45.45%	10
4	Strongly Agree	50.00%	11
	Total	100%	22

Q8 - Considering [ExternalDataReference]'s preparation in light of the needs of your school, what are your recommendations for strengthening the teacher's preparation?



#	Answer	%	Count
1	Classroom management	17.14%	6
2	Student engagement	11.43%	4
3	Differentiated instruction	8.57%	3
4	English language learners	17.14%	6

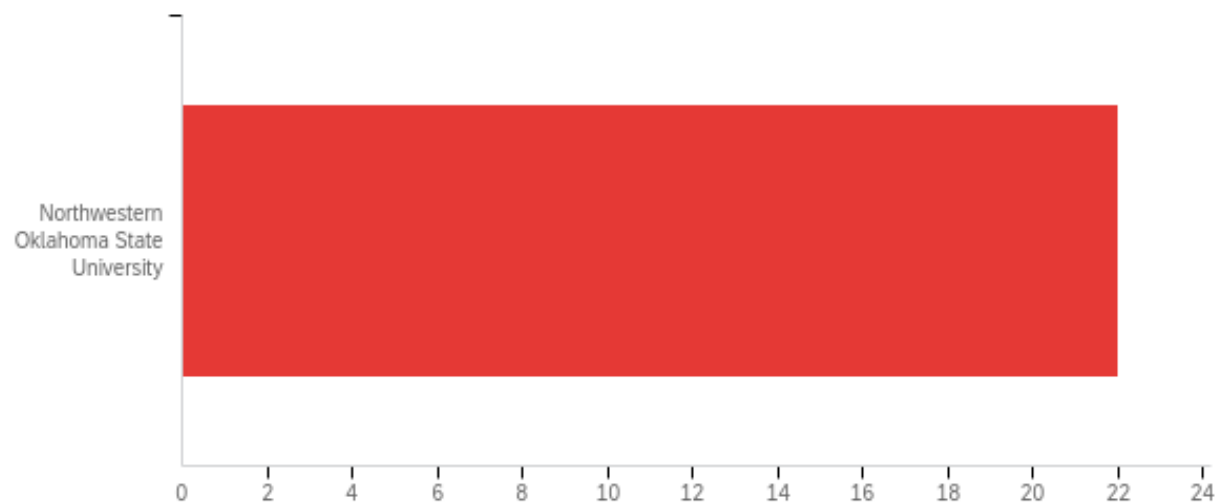
5	Students from diverse backgrounds	11.43%	4
6	Instructional strategies	8.57%	3
7	Reading strategies	5.71%	2
8	Other	5.71%	2
9	Assessment	8.57%	3
10	Professionalism	5.71%	2
	Total	100%	35

Q8_8_TEXT - Other

Other - Text

Collaboration with other teachers. Sharing strategies is a wonderful way to grow as an educator.

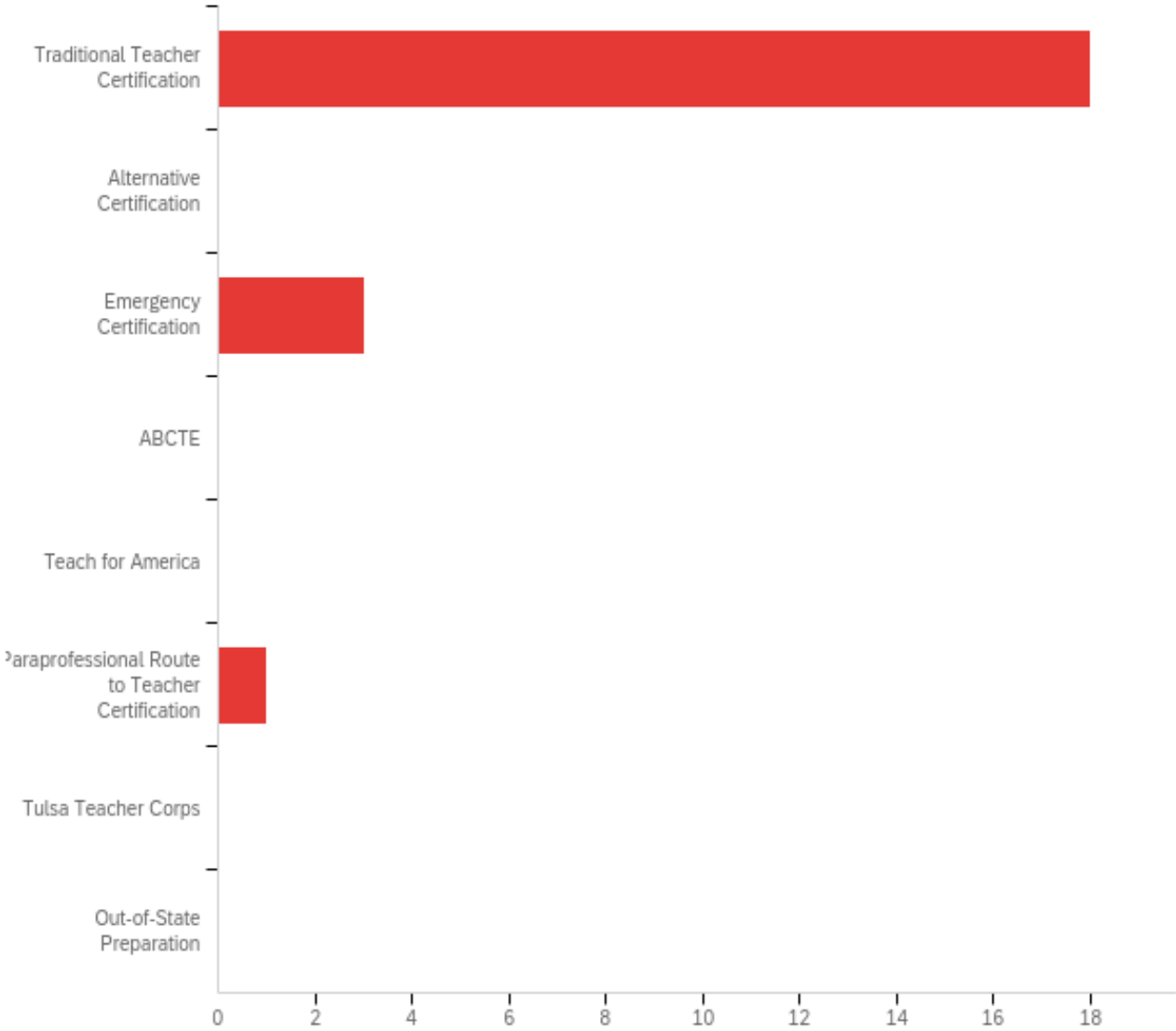
Q9 - [ExternalDataReference] received his/her preparation at which of the following institutions? If the teacher has an alternative or emergency certificate, please select Oklahoma State Department of Education.



#	Field	Minimum	Maximum	Mean	Std Deviation	Variance	Count
1	[ExternalDataReference] received his/her preparation at which of the following institutions? If the teacher has an alternative or emergency certificate, please select Oklahoma State Department of Education.	7.00	7.00	7.00	0.00	0.00	22

#	Answer	%	Count
22	Northwestern Oklahoma State University	100.00%	22
	Total	100%	22

Q10 - [ExternalDataReference] received his/her license via:

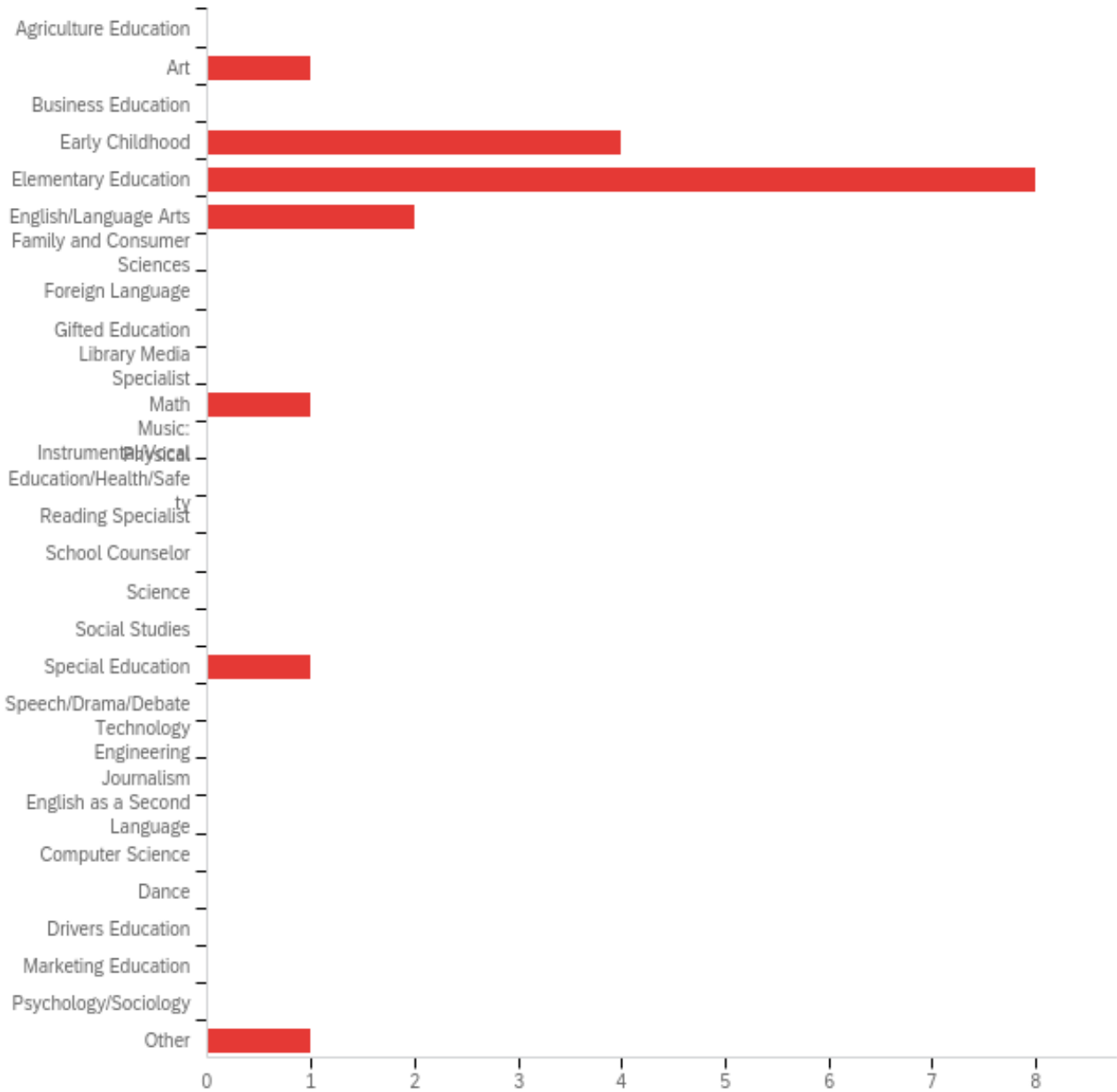


#	Field	Minimum	Maximum	Mean	Std Deviation	Variance	Count
1	[ExternalDataReference] received his/her license via:	1.00	6.00	1.50	1.20	1.43	22

#	Answer	%	Count
1	Traditional Teacher Certification	81.82%	18
2	Alternative Certification	0.00%	0

3	Emergency Certification	13.64%	3
4	ABCTE	0.00%	0
5	Teach for America	0.00%	0
6	Paraprofessional Route to Teacher Certification	4.55%	1
7	Tulsa Teacher Corps	0.00%	0
8	Out-of-State Preparation	0.00%	0
	Total	100%	22

Q11 - In what area was [ExternalDataReference] initially certified? (Please check all that apply)



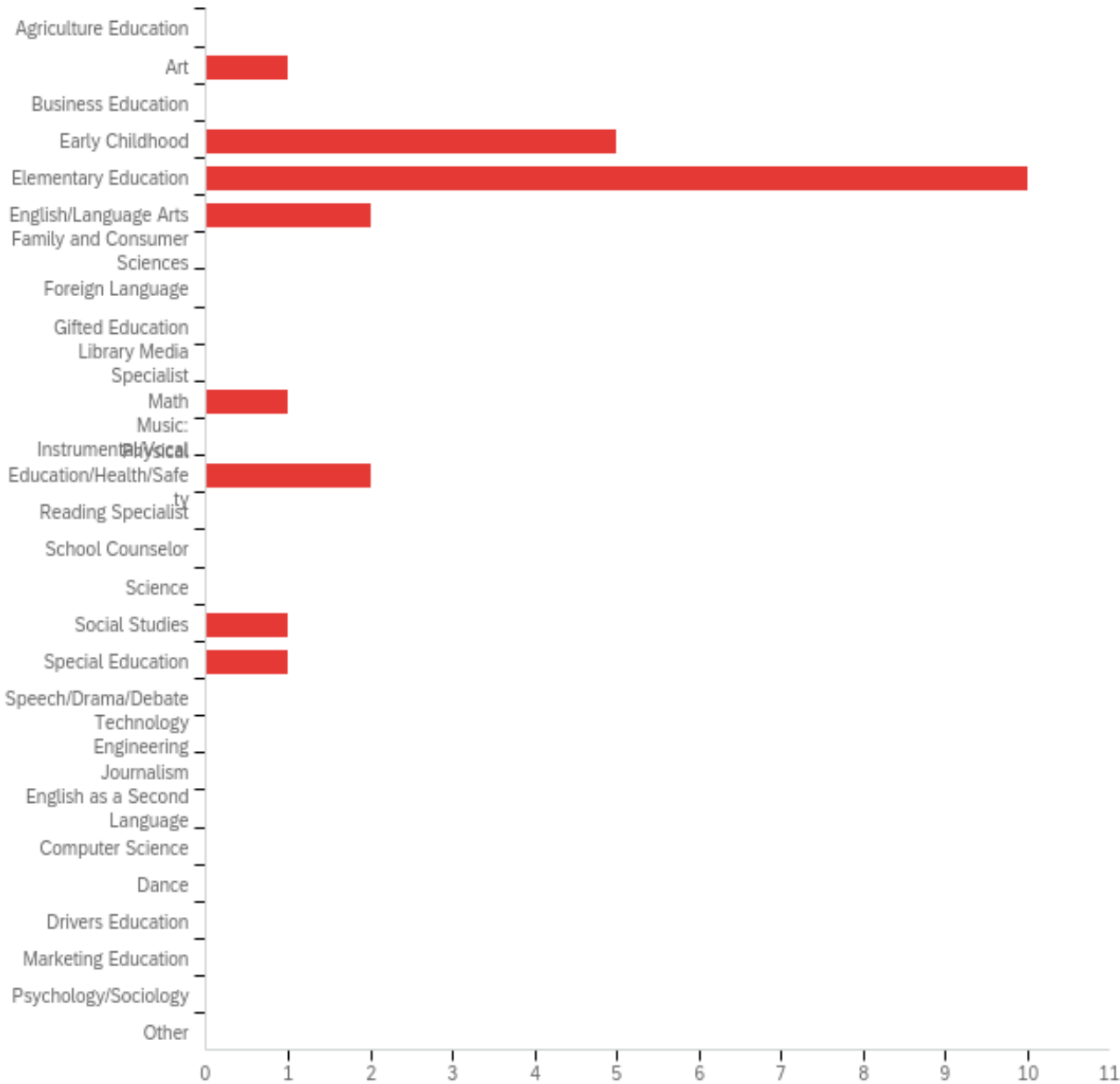
#	Answer	%	Count
1	Agriculture Education	0.00%	0
2	Art	5.56%	1
3	Business Education	0.00%	0
4	Early Childhood	22.22%	4

5	Elementary Education	44.44%	8
6	English/Language Arts	11.11%	2
7	Family and Consumer Sciences	0.00%	0
8	Foreign Language	0.00%	0
9	Gifted Education	0.00%	0
10	Library Media Specialist	0.00%	0
11	Math	5.56%	1
12	Music: Instrumental/Vocal	0.00%	0
13	Physical Education/Health/Safety	0.00%	0
14	Reading Specialist	0.00%	0
15	School Counselor	0.00%	0
16	Science	0.00%	0
17	Social Studies	0.00%	0
18	Special Education	5.56%	1
19	Speech/Drama/Debate	0.00%	0
20	Technology Engineering	0.00%	0
21	Journalism	0.00%	0
22	English as a Second Language	0.00%	0
23	Computer Science	0.00%	0
24	Dance	0.00%	0
25	Drivers Education	0.00%	0
26	Marketing Education	0.00%	0
27	Psychology/Sociology	0.00%	0
35	Other	5.56%	1
	Total	100%	18

Q11_35_TEXT - Other

Other - Text

Q12 - What is [ExternalDataReference]'s primary teaching assignment? (Please check all that apply)



#	Answer	%	Count
1	Agriculture Education	0.00%	0
2	Art	4.35%	1
3	Business Education	0.00%	0
4	Early Childhood	21.74%	5

5	Elementary Education	43.48%	10
6	English/Language Arts	8.70%	2
7	Family and Consumer Sciences	0.00%	0
8	Foreign Language	0.00%	0
9	Gifted Education	0.00%	0
10	Library Media Specialist	0.00%	0
11	Math	4.35%	1
12	Music: Instrumental/Vocal	0.00%	0
13	Physical Education/Health/Safety	8.70%	2
14	Reading Specialist	0.00%	0
15	School Counselor	0.00%	0
16	Science	0.00%	0
17	Social Studies	4.35%	1
18	Special Education	4.35%	1
19	Speech/Drama/Debate	0.00%	0
20	Technology Engineering	0.00%	0
21	Journalism	0.00%	0
22	English as a Second Language	0.00%	0
23	Computer Science	0.00%	0
24	Dance	0.00%	0
25	Drivers Education	0.00%	0
26	Marketing Education	0.00%	0
27	Psychology/Sociology	0.00%	0
35	Other	0.00%	0
	Total	100%	23

Q12_35_TEXT - Other

Other - Text

Q13 - Please share some ideas on improving the mentorship experience.

Please share some ideas on improving the mentorship experience.

A scheduled monthly meeting time would be helpful. Ex: 3rd Monday of the month at 3:30.

I believe the program is good and works, it can be time consuming but it's what I and my mentee needed.

Great experience

[Candidate] has it going on! I would suggest possibly putting the things on the mentor sheet the month before. Sometimes, we don't meet until the end of the month and we have missed discussing material that we should have.