

**TITLE: Oklahoma Subject Area Test (OSAT)**

**DATA CYCLE:** Data is reported by years. 2024-2025

**DATA ANALYSIS:**

Overall Performance Trends

Year	NWOSU Pass Rate	State Pass Rate	Difference	Programs Above State
2024-2025	75.1%	77.7%	-2.6 pp	64% (7 of 11)

**Key Insight:**

Program Strengths (2024-2025)

Programs with **100% pass rates:**

1. **Vocal/General Music** - 100% (2 students) vs. 82% state
2. **English (207)** - 100% (4 students) vs. 86% state
3. **Advanced Mathematics** - 100% (1 student) vs. 52% state
4. **Middle Level Mathematics** - 100% (1 student) vs. 67% state
5. **U.S. History/OK History** - 100% (2 students) vs. 74% state

Elementary Education Performance

**Subtest 1 (Content):**

- 2024-2025: 85% (14 students) - Slightly below state (88%)

**Subtest 2 (Pedagogy):**

- 2024-2025: 60% (15 students) - **Concerning the drop** below the state (75%)

Elementary Subtest 2 shows a significant decline in 2024-2025 (60% vs 86% prior years)

Early Childhood Education

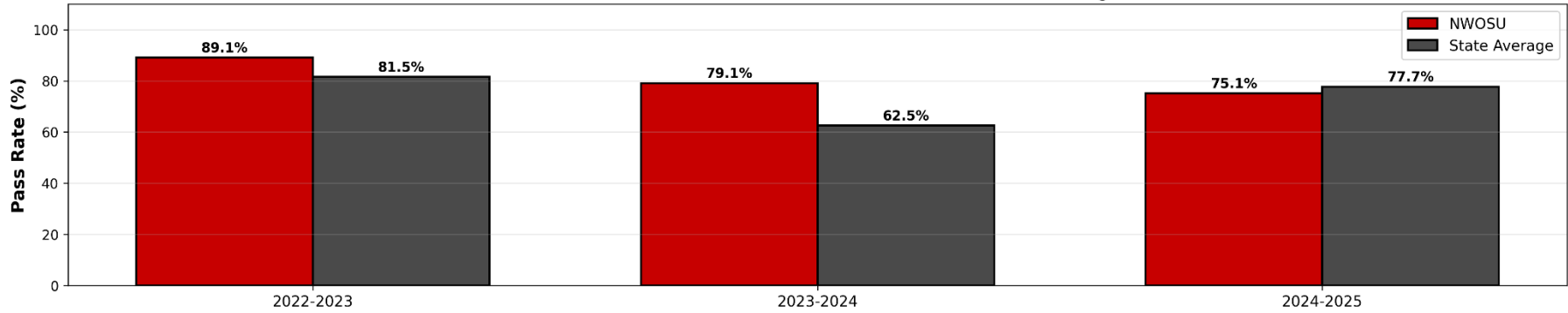
Consistently strong performance:

- 2024-2025: 80% (5 students) vs. 76% state

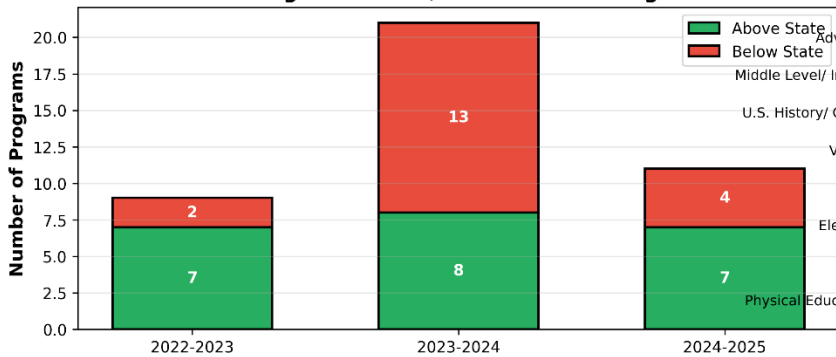
**Strong program** - consistently above state average

# NWOSU OSAT Performance Analysis (2022-2025) Initial Level Teacher Certification

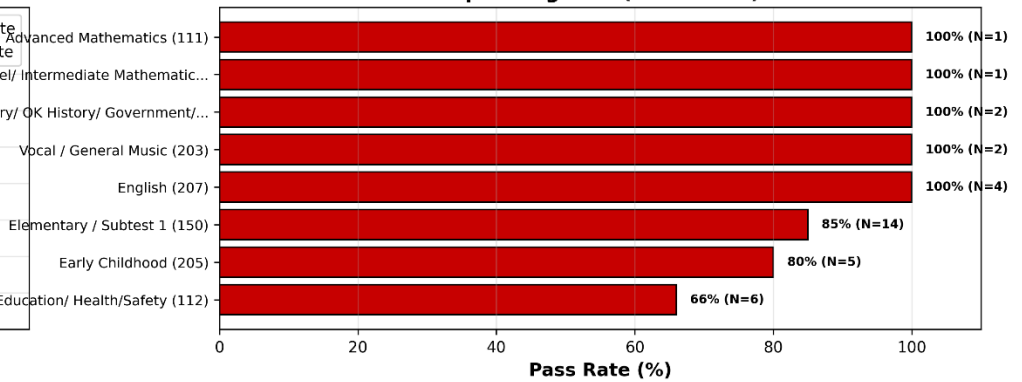
### OSAT Pass Rates: NWOSU vs Oklahoma State Average



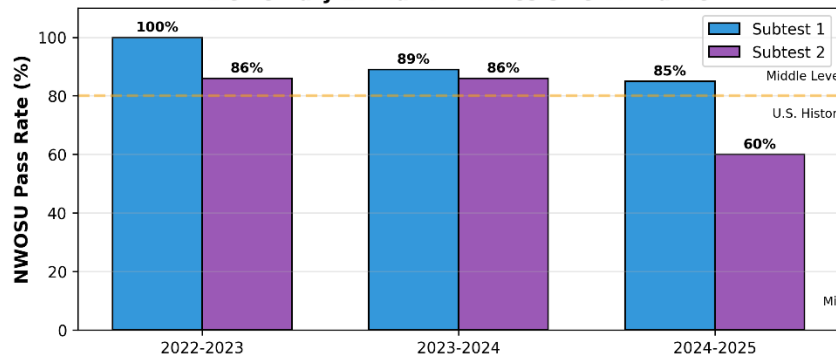
### Programs Above/Below State Average



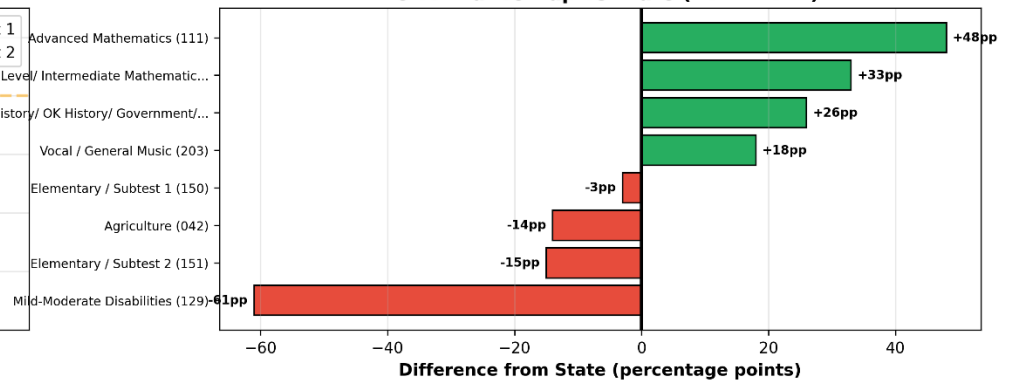
### Top 8 Programs (2024-2025)



### Elementary Education Subtests Performance



### Performance Gap vs State (2024-2025)



**DATA:**

See ALCA for more detailed data