

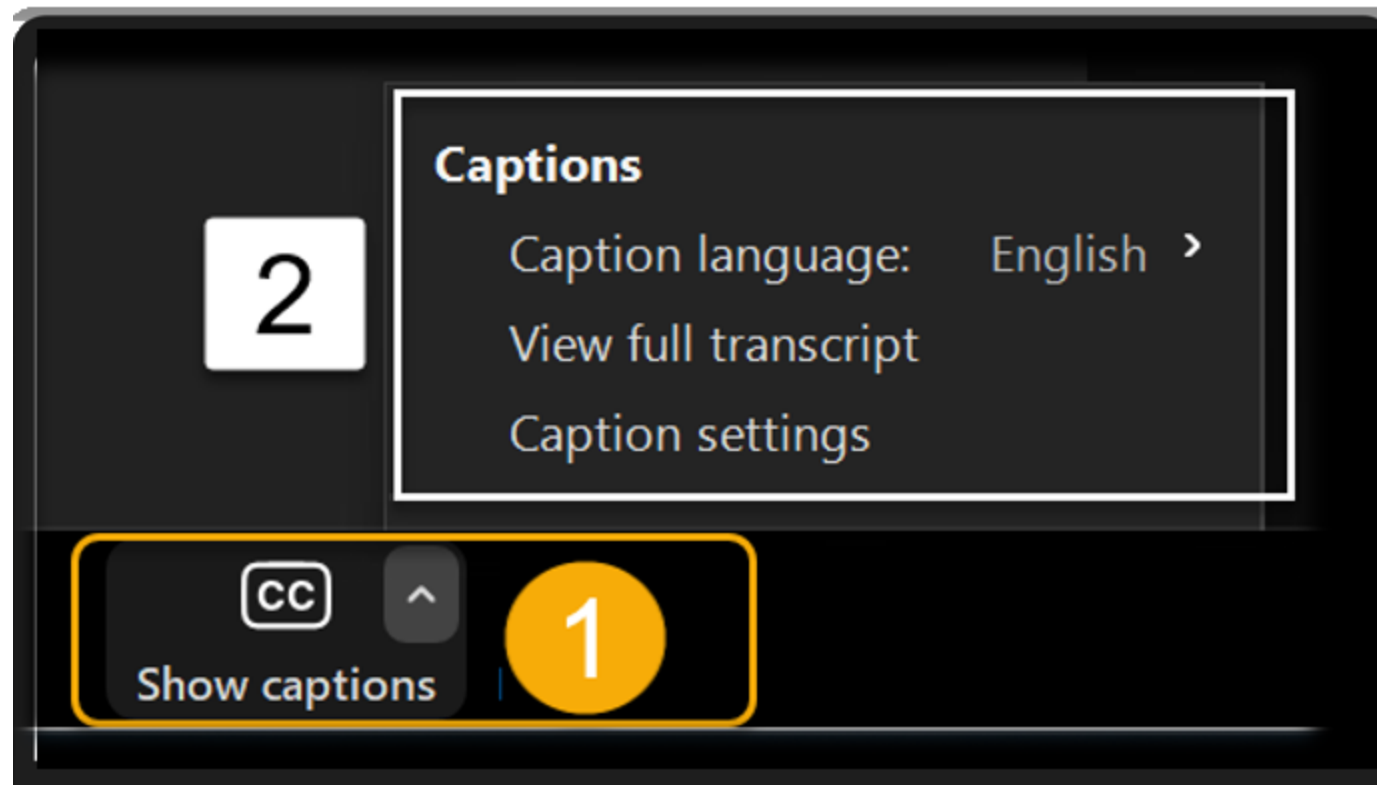


Teaching the Student to Create Accessible Content

**Ally Sharp
Langston University**

Do you know how to turn on Closed Captions?

Show Captions - More Options Caption Settings



FOLLOW ALONG ON YOUR OWN DEVICE

POWERPOINT LIVE

- Scan the QR Code
- Move at your own pace
(back and forth between slides)
- Turn on captions and subtitles
- Watch and hear videos
through your own device

Easy to use as a viewer , tricky to set up as a presenter.



Teaching the Student to Create Accessible Content

Getting Started with Skills for Today and Tomorrow



Ally Sharp

**Langston
University**



LANGSTON
UNIVERSITY

About Me

Ally Sharp

Langston University

- Director of Faculty Development
- Instructional Designer
- Co-Chair of the COLE Accessibility Sub-Committee

Email: sharpa@langston.edu

Podcast: LU Monday Moment

About My Accessibility Focus

Experience with “Ease of Access” Learning Tools

Classroom Teacher & Technology Instructor

- Middle School, High School, College Level Teaching
- Business and Community Technology Trainer
- Public School, Career Tech, & University Level

Technology Background

- Microsoft Innovative Educator and Trainer
- Google Certified Educator and Trainer
- Canvas Certified Educator (in progress)

About Today

Teaching the Student to Create Accessible Content Using Learning Tools

Learning ADA Expectations Helps Today and Tomorrow

- Communicating successfully is essential to providing services to the public or doing business. People with certain disabilities might communicate in different ways.
- State/local governments, businesses, and nonprofit organizations must make sure they communicate effectively with people who have communication disabilities.
- ada.gov

What Gets Measured, Gets Met

The Most Important Thing

Common Scenarios Needing Accessible Content

What Gets Measured Gets Met

Accessibility on a Rubric Example

Check for Accessibility

- Check accessibility along with spelling and content
- Correct issues
- Test before sharing with others

Easy-to-Read and Follow

- Fonts have 1, I, l, a
- Headings
- Color Contrast
 - In presentations, share what the text says.

Audio, Images, and Videos have Text

- Alt Text or Content describes Images
- Captions or Transcripts for audio and video
 - In presentations, images are described.

Accessibility Checker: The Most Important Thing

Reviews LMS platforms guide correct formatting.
Google Classroom does not have a built-in checker.

Canvas LMS

D2L

Blackboard Ally

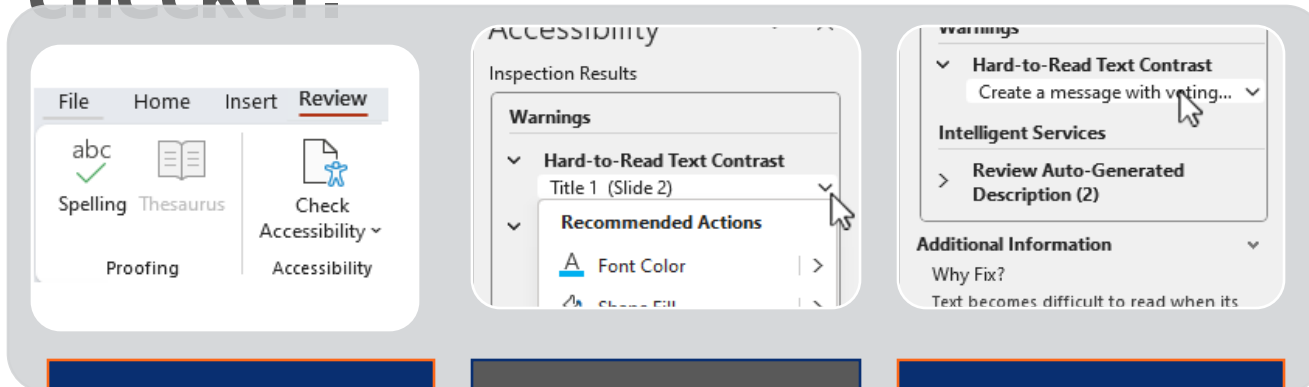
Accessibility Checker

No accessibility issues were detected.



Accessibility Checkers: The Most Important Thing

Reviews in Microsoft, Adobe and LMS platforms guide correct formatting. Google does not have a built-in checker.

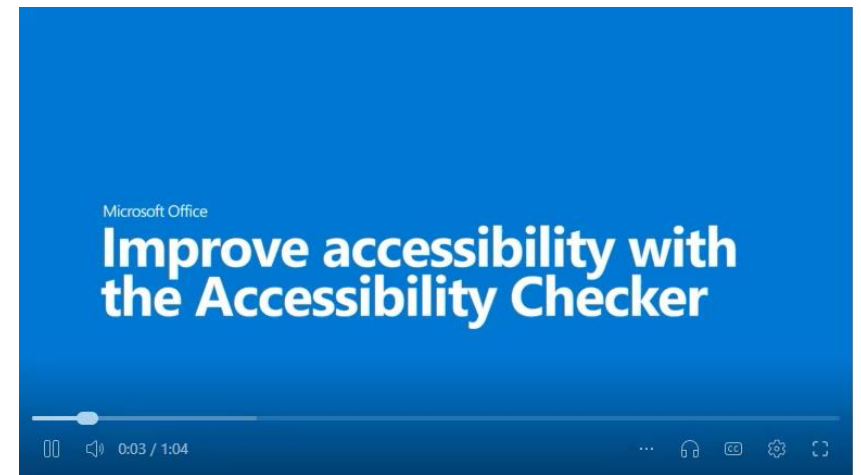


The screenshot displays the Microsoft Office Accessibility Checker interface. It features three main panels:

- Review-Check Accessibility:** Shows the 'Review' tab with options for 'Spelling', 'Thesaurus', 'Proofing', and 'Check Accessibility'.
- Inspection Results Guide Recommended Actions:** Displays 'Warnings' under 'Inspection Results', including 'Hard-to-Read Text Contrast' and 'Recommended Actions' like 'Font Color' and 'Background Fill'.
- Additional Information Explains Why:** Provides details on the 'Hard-to-Read Text Contrast' warning, including 'Intelligent Services' and 'Additional Information'.

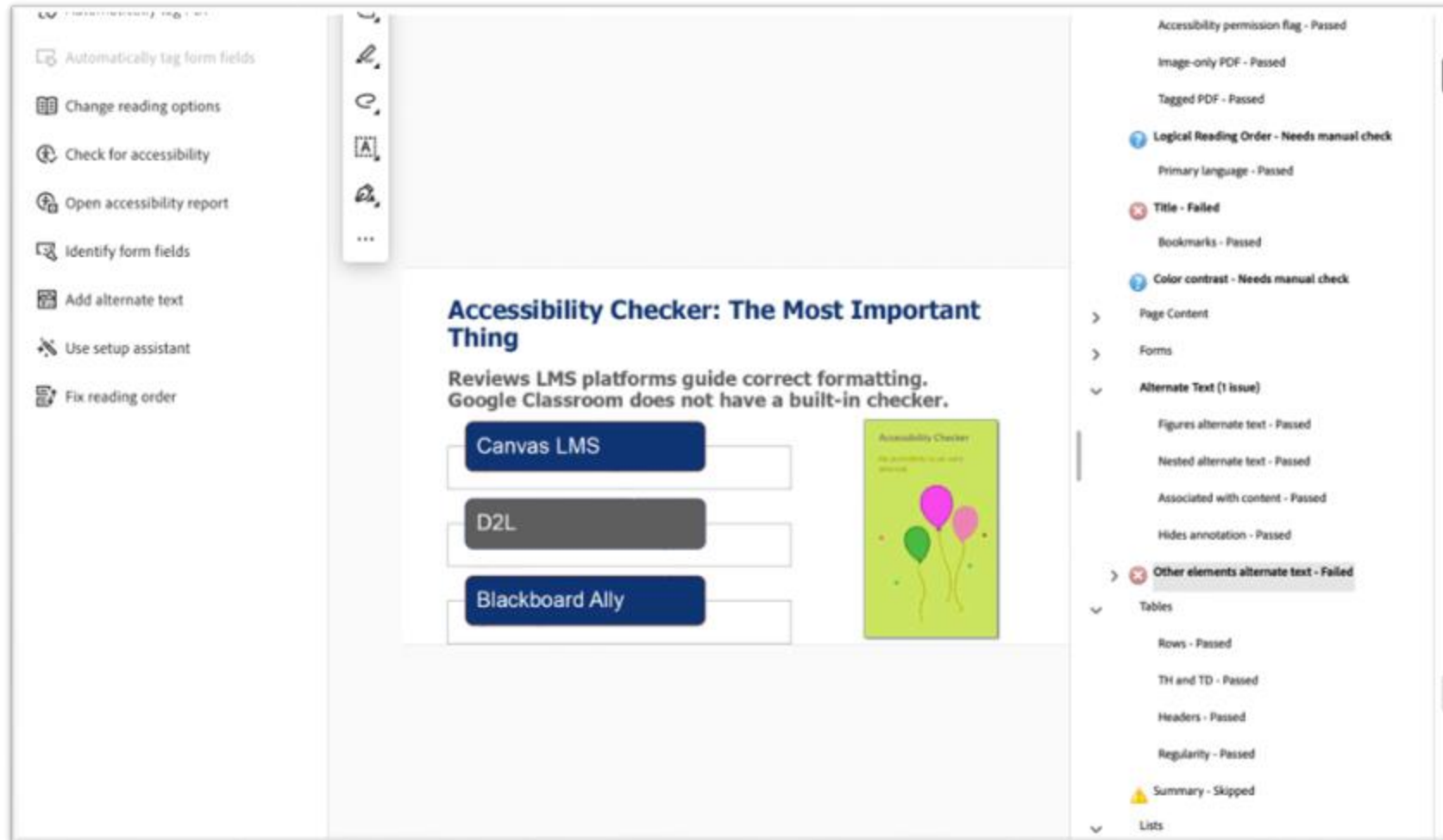
Below the screenshot are three blue boxes with white text:

- Review-Check Accessibility
- Inspection Results Guide Recommended Actions
- Additional Information Explains Why



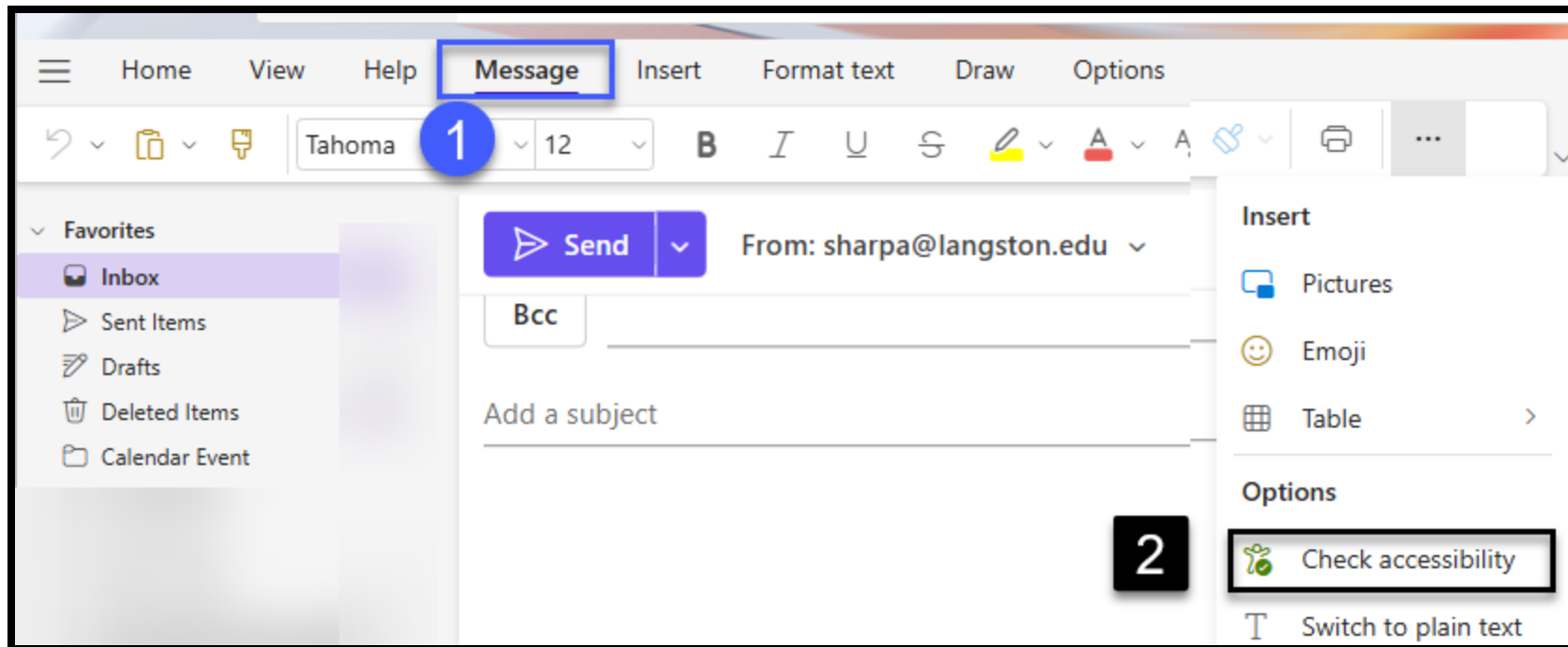
Adobe PDF Checker

All Tools – Prepare for Accessibility – Check & Fix



Outlook Email has an Accessibility Checker

Message Tab – Check Accessibility



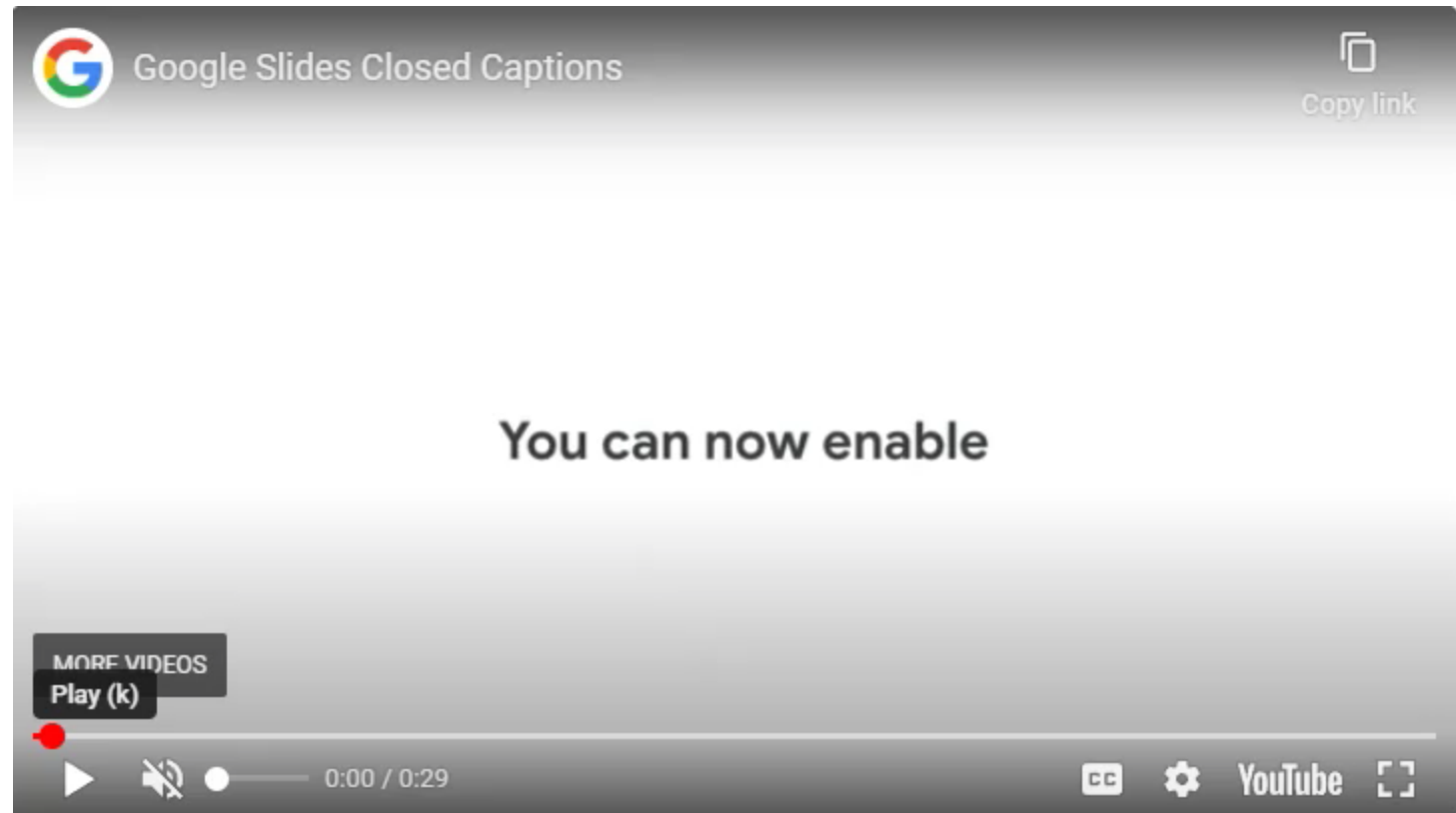
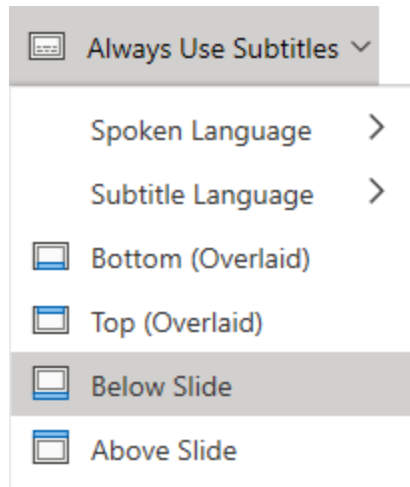
Commons Issues & Corrections – Fun Fonts

Keep the Fun & Add Clarity to Signs, Posters, Social Media



Commons Issues & Corrections – Live Presentations

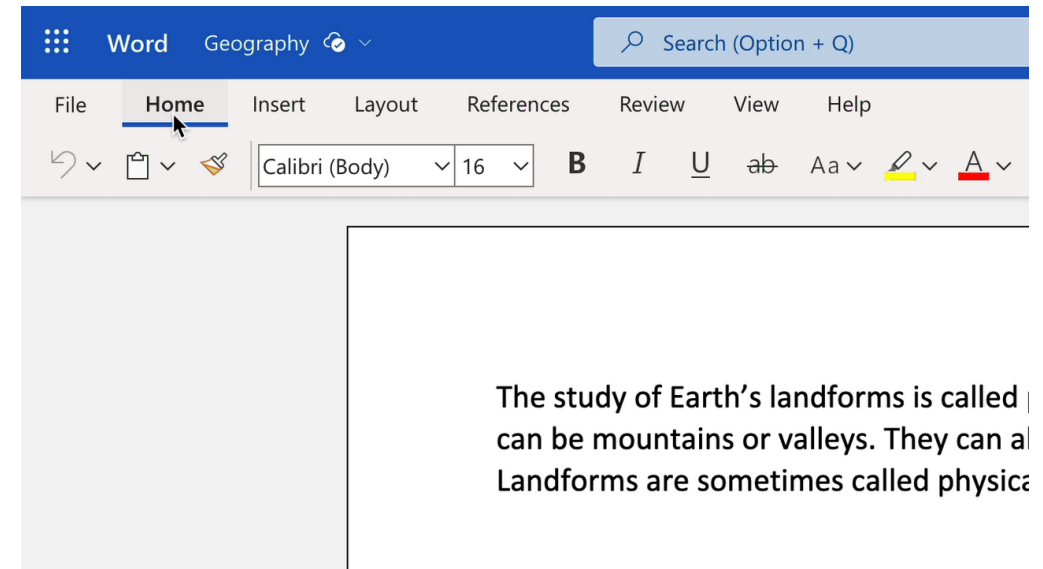
Add Subtitles & Captions with PowerPoint & Google Slides



Commons Issues & Corrections – Work Distribution

Dictate and Transcribe & Read Aloud (Immersive Reader)

On the **Home** tab, select **Dictate**.



Ease of Use and Accessible Learning Tools Helps Us be Good Neighbors.

“Dear Mister Rogers,
Please say when you are
feeding your fish, because
I worry about them.

I can't see if you are
feeding them, so please
say you are feeding them
out loud.

Katie, age 5.”





Teaching the Student to Create Accessible Content

Ally Sharp
Langston University – sharpa@langston.edu